


Results for Singles - Girls

Lane pattern category: Short

Lane pattern:

Beijing - 35 feet



Singles Girls Final

Place	Player	Country	G1	Total	Diff
1.	Yang, Su Jin	 KOR	237	237	0
2.	Izumune, Shion	 JPN	208	208	-29

Singles Girls Semi Final 1










Place	Player	Country	G1	Total	Diff
1.	Yang, Su Jin	 KOR	236	236	0
2.	Shimoide, Kana	 JPN	208	208	-28

Singles Girls Semi Final 2

Place	Player	Country	G1	Total	Diff
1.	Izumune, Shion	 JPN	173	173	0
2.	Wegner, Jenny	 SWE	167	167	-6

Qualification Results for Singles - Girls

Place	Player	Country	G1	G2	G3	G4	G5	G6	Total	Avg	Diff
1.	Shimoide, Kana	JPN	191	224	172	267	236	220	1310	218.33	0
2.	Izumune, Shion	JPN	191	181	257	258	208	208	1303	217.17	-7
3.	Wegner, Jenny	SWE	203	194	209	233	180	269	1288	214.67	-22
4.	Yang, Su Jin	KOR	178	248	213	232	215	186	1272	212.00	-38
5.	Yusaf, Tania	SCO	233	172	182	212	288	171	1258	209.67	-52
6.	Ishimoto, Mirai	JPN	190	172	236	269	200	185	1252	208.67	-58
7.	Plazas, Laura	COL	242	197	181	251	181	190	1242	207.00	-68
8.	Beuthner, Laura	GER	215	164	204	224	234	194	1235	205.83	-75
9.	Andersson, Ida	SWE	178	229	221	207	170	226	1231	205.17	-79
10.	Najwa, Radin Nur	MAS	180	217	218	188	175	248	1226	204.33	-84
11.	Dias De Souza, Veronica	MAC	154	256	229	199	191	197	1226	204.33	-84
12.	Voronkova, Daria	RUS	198	198	189	202	190	243	1220	203.33	-90
13.	Kuhlkin, Lizabeth	USA	215	210	171	221	201	198	1216	202.67	-94
14.	San Nicolas, Merlina	MEX	203	186	170	209	246	199	1213	202.17	-97
15.	Reay, Keira	ENG	178	187	190	223	226	196	1200	200.00	-110
16.	Wells, Mary	USA	184	202	225	211	175	202	1199	199.83	-111
17.	Piros, Laura	ROU	197	181	211	214	153	236	1192	198.67	-118
18.	Ogriseck, Michelle	GER	190	184	225	160	217	215	1191	198.50	-119
19.	Hiltunen, Eliisa	FIN	214	209	191	205	176	192	1187	197.83	-123
20.	Pasanen, Sanna	FIN	190	182	234	188	192	200	1186	197.67	-124
21.	Orozco, Raquel	MEX	201	186	255	175	191	178	1186	197.67	-124
22.	Kim, Hee Been	KOR	147	198	222	195	208	215	1185	197.50	-125
23.	Panas, Miranda	CAN	211	216	192	204	168	194	1185	197.50	-125
24.	Lokker, Sarah	USA	172	181	231	177	207	209	1177	196.17	-133
25.	Commene, Kaitlyn	AUS	175	190	214	204	205	188	1176	196.00	-134
26.	Nurmalina, Nadia	INA	223	213	185	212	172	171	1176	196.00	-134
27.	Kovalova, Daria	UKR	205	220	157	178	194	221	1175	195.83	-135
28.	Orozco, Maribel	MEX	176	203	183	179	231	200	1172	195.33	-138
29.	Chin, Quan Weoi Victoria	MAS	180	167	204	234	192	195	1172	195.33	-138
30.	Wegner, Cajsa	SWE	193	176	177	177	234	210	1167	194.50	-143
31.	Fadzal, Ilma Nur Jannah	SIN	181	178	217	202	196	188	1162	193.67	-148
32.	Bulanova, Maria	RUS	183	189	182	179	212	213	1158	193.00	-152
33.	Roslan, Natasha	MAS	183	245	184	194	166	185	1157	192.83	-153
34.	Korobkova, Alena	RUS	208	181	182	166	202	217	1156	192.67	-154
35.	Jokinen, Jonna	FIN	179	203	177	193	231	172	1155	192.50	-155
36.	Hui, Tong	MAC	194	193	189	207	171	191	1145	190.83	-165
37.	Degenhardt, Lea	GER	160	226	173	178	192	215	1144	190.67	-166
38.	Ooi, Kimberly	SIN	224	188	157	197	203	174	1143	190.50	-167
39.	Quah, Kristin	SIN	162	224	177	169	242	168	1142	190.33	-168
40.	Kim, Jung Un	KOR	163	213	227	238	154	147	1142	190.33	-168

41.	Embury, Libby		AUS	146	188	172	193	269	169	1137	189.50	-173
42.	Korobkova, Varvara		RUS	249	172	191	155	193	173	1133	188.83	-177
43.	Munoz, Tatiana		COL	195	176	178	165	187	231	1132	188.67	-178
44.	Yoshida, Mana		JPN	192	191	214	188	147	195	1127	187.83	-183
45.	Sangaroon, Kritsanakorn		THA	160	183	193	151	215	220	1122	187.00	-188
46.	Blouin, Andreeanne		CAN	213	235	187	148	182	156	1121	186.83	-189
47.	Rigney, Emily		AUS	200	153	180	212	199	176	1120	186.67	-190
48.	Thiagarajan, Nerosha Keligit		MAS	199	164	161	193	202	191	1110	185.00	-200
49.	Yakunina, Oleksandra		UKR	130	191	173	224	202	190	1110	185.00	-200
50.	Turcotte, Brittney		CAN	181	180	142	264	167	175	1109	184.83	-201
51.	Berg Almestrand, Line		NOR	115	158	182	204	255	191	1105	184.17	-205
52.	Kim, Kyoung Sil		KOR	191	170	167	205	160	209	1102	183.67	-208
53.	Kuwahara, Janine		PHI	188	179	199	173	158	204	1101	183.50	-209
54.	Lundén, Roosaa		FIN	213	193	159	182	166	183	1096	182.67	-214
55.	Nabila, Alisha		INA	172	186	179	191	188	179	1095	182.50	-215
56.	Che, Weng Si		MAC	166	204	181	173	189	179	1092	182.00	-218
57.	Pelayo, Sara		MEX	152	201	185	182	182	187	1089	181.50	-221
58.	De Rooij, Maxime		GER	217	154	189	194	179	155	1088	181.33	-222
59.	Eliassen Hansen, Andrea		NOR	138	136	160	178	236	235	1083	180.50	-227
60.	Crawley, Verity		ENG	188	192	201	167	188	147	1083	180.50	-227
61.	Thorell, Annie		SWE	179	181	169	168	199	183	1079	179.83	-231
62.	Chan, Victoria		HKG	153	154	186	167	235	182	1077	179.50	-233
63.	Furze, Katey		AUS	175	169	179	205	172	176	1076	179.33	-234
64.	Cheng, Joan		HKG	124	228	180	160	188	191	1071	178.50	-239
65.	Schwartz, Stephanie		USA	139	145	199	177	222	187	1069	178.17	-241
66.	Allen, Emily		ENG	176	200	166	156	203	162	1063	177.17	-247
67.	Peng, Rui		CHN	135	169	149	222	170	212	1057	176.17	-253
68.	Padarova, Ivana		CZE	208	179	171	158	147	191	1054	175.67	-256
69.	Cabusas, Xvrra Patrizo		PHI	156	182	173	173	209	161	1054	175.67	-256
70.	Indryati, Aldila		INA	196	115	242	163	189	149	1054	175.67	-256
71.	Lee, Amanda		SIN	146	197	161	206	193	142	1045	174.17	-265
72.	Mosquera, Alexandra		COL	117	173	149	189	223	193	1044	174.00	-266
73.	Peiq, Christelle		PHI	159	145	187	145	221	182	1039	173.17	-271
74.	Au, Man Wai		MAC	170	128	193	163	211	173	1038	173.00	-272
75.	Chantika, Cheya		INA	148	174	180	187	182	164	1035	172.50	-275
76.	Lin, Shi-Han		TPE	159	191	144	169	173	178	1014	169.00	-296
77.	Leung, Giqi		HKG	181	123	181	167	178	181	1011	168.50	-299
78.	Singhabubpha, Kantaporn		THA	164	154	173	177	146	193	1007	167.83	-303
79.	Wang, Yu-Huei		TPE	140	173	201	158	161	163	996	166.00	-314
80.	Fishler, Lynne		ISR	156	178	174	155	168	163	994	165.67	-316
81.	Ipapo, Anne Bernadette		PHI	170	125	169	170	186	158	978	163.00	-332
82.	Lee, Chloe		HKG	162	144	170	162	176	163	977	162.83	-333
83.	Murphy, Laura		SCO	153	179	168	140	154	179	973	162.17	-337
84.	Williamson, Alison		SCO	115	166	162	183	164	177	967	161.17	-343

85.	Crawford, Brittany		CAN	161	149	154	184	175	144	967	161.17	-343
86.	Wang, Hsiao-Chien		TPE	149	149	157	204	152	154	965	160.83	-345
87.	Nefova, Klara		CZE	202	156	148	141	177	141	965	160.83	-345
88.	Wang, Xinlin		CHN	135	175	147	184	150	171	962	160.33	-348
89.	Januszewska, Julia		POL	136	189	160	140	180	156	961	160.17	-349
90.	Arthur, Rachel		ENG	138	144	185	168	175	147	957	159.50	-353
91.	Franco, Juliana		COL	127	158	168	164	159	156	932	155.33	-378
92.	Yuan, Yue		CHN	157	151	162	168	116	168	922	153.67	-388
93.	Smikarsta, Reina		LAT	127	137	155	187	140	167	913	152.17	-397
94.	Chen, Yi-An		TPE	147	142	147	125	168	158	887	147.83	-423
95.	Liao, Xiaomei		CHN	137	164	160	133	137	141	872	145.33	-438
96.	Lawson, Naomi		SCO	171	158	123	125	147	138	862	143.67	-448



Results for Doubles – Girls

Lane pattern category: Long



Lane pattern:

Mexico City - 45 feet

Doubles Girls Final

Place	Country	Team	Player	G1	Total	Avg	Diff
1.		USA U.S.A. 2	Lokker, Sarah	165	165	165.00	
			Kuhlkin, Lizabeth	205	205	205.00	
				370	370	185.00	0
2.		JPN Japan 2	Izumune, Shion	192	192	192.00	
			Shimoide, Kana	169	169	169.00	
				361	361	180.50	-9













Doubles Girls Semi Final 1
















1.		JPN Japan 2	Izumune, Shion	247	247	247.00	
			Shimoide, Kana	140	140	140.00	
				387	387	193.50	0
2.		COL Colombia 2	Munoz, Tatiana	217	217	217.00	
			Plazas, Laura	151	151	151.00	
				368	368	184.00	-19
















Doubles Girls Semi Final 2



1.		USA U.S.A. 2	Lokker, Sarah	181	181	181.00	
			Kuhlkin, Lizabeth	173	173	173.00	
				354	354	177.00	0
2.		INA Indonesia 2	Nurmalina, Nadia	155	155	155.00	
			Nabila, Alisha	195	195	195.00	
				350	350	175.00	-4

Qualification Results for Doubles - Girls





Place	Country	Team	G1	G2	G3	G4	G5	G6	Total	Avg	Diff
1.	 JPN	Japan 2 Izumune, Shion Shimoide, Kana	441	404	383	437	395	448	2508	209.00	0
2.	 INA	Indonesia 2 Nurmalina, Nadia Nabila, Alisha	448	411	448	386	398	410	2501	208.42	-7
3.	 USA	U.S.A. 2 Lokker, Sarah Kuhlkin, Lizabeth	383	464	379	388	411	424	2449	204.08	-59
4.	 COL	Colombia 2 Munoz, Tatiana Plazas, Laura	364	470	368	409	426	389	2426	202.17	-82
5.	 UKR	Ukraine 1 Kovalova, Daria Yakunina, Oleksandra	421	339	357	438	398	448	2401	200.08	-107
6.	 MEX	Mexico 2 Pelayo, Sara Orozco, Raquel	372	383	412	391	374	462	2394	199.50	-114
7.	 KOR	Korea 1 Kim, Kyoung Sil Kim, Hee Been	379	414	462	343	435	358	2391	199.25	-117
8.	 AUS	Australia 2 Rigney, Emily Commene, Kaitlyn	452	418	386	398	407	326	2387	198.92	-121
9.	 KOR	Korea 2 Kim, Jung Un Yang, Su Jin	438	352	428	385	379	403	2385	198.75	-123
10.	 SWE	Sweden 2 Andersson, Ida Wegner, Jenny	412	364	348	351	434	449	2358	196.50	-150
11.	 MAS	Malaysia 1 Chin, Quan Weoi Victoria Naiwa, Radin Nur	467	357	408	391	343	392	2358	196.50	-150
12.	 SIN	Singapore 1 Quah, Kristin Fadzal, Ilma Nur Jannah	414	408	359	409	357	404	2351	195.92	-157
13.	 RUS	Russia 2 Bulanova, Maria Korobkova, Alena	387	400	360	418	408	364	2337	194.75	-171
14.	 SWE	Sweden 1 Thorell, Annie Wegner, Cajsa	335	422	448	367	367	393	2332	194.33	-176

15.		FIN	Finland 2	383 420 308 388 392 440 2331	194.25	-177
			Lundén, Roosa	182 186 149 216 212 194 1139	189.83	
			Pasanen, Sanna	201 234 159 172 180 246 1192	198.67	
16.		USA	U.S.A. 1	394 377 356 394 361 420 2302	191.83	-206
			Schwartz, Stephanie	183 200 179 149 170 172 1053	175.50	
			Wells, Mary	211 177 177 245 191 248 1249	208.17	
17.		SIN	Singapore 2	388 312 372 426 356 444 2298	191.50	-210
			Lee, Amanda	194 146 195 200 168 232 1135	189.17	
			Ooi, Kimberly	194 166 177 226 188 212 1163	193.83	
18.		FIN	Finland 1	401 384 377 403 371 339 2275	189.58	-233
			Jokinen, Jonna	210 211 154 199 181 159 1114	185.67	
			Hiltunen, Eliisa	191 173 223 204 190 180 1161	193.50	
19.		GER	Germany 2	363 405 429 338 448 292 2275	189.58	-233
			Ogriseck, Michelle	198 183 213 170 230 148 1142	190.33	
			Beuthner, Laura	165 222 216 168 218 144 1133	188.83	
20.		THA	Thailand 1	354 374 393 433 374 335 2263	188.58	-245
			Singhabubpha, Kantaporn	165 185 201 249 201 166 1167	194.50	
			Sangaroon, Kritsanakorn	189 189 192 184 173 169 1096	182.67	
21.		MEX	Mexico 1	391 348 426 353 356 388 2262	188.50	-246
			Orozco, Maribel	215 180 224 169 168 198 1154	192.33	
			San Nicolas, Merlina	176 168 202 184 188 190 1108	184.67	
22.		INA	Indonesia 1	378 357 322 400 428 363 2248	187.33	-260
			Indryati, Aldila	199 166 183 191 246 193 1178	196.33	
			Chantika, Cheya	179 191 139 209 182 170 1070	178.33	
23.		CAN	Canada 2	313 364 364 402 380 409 2232	186.00	-276
			Blouin, Andreeanne	177 211 184 214 183 222 1191	198.50	
			Panas, Miranda	136 153 180 188 197 187 1041	173.50	
24.		RUS	Russia 1	392 334 373 374 357 402 2232	186.00	-276
			Korobkova, Varvara	213 151 161 180 174 181 1060	176.67	
			Voronkova, Daria	179 183 212 194 183 221 1172	195.33	
25.		MAS	Malaysia 2	423 364 383 341 362 351 2224	185.33	-284
			Thiaqarajan, Nerosha Keliqit	221 192 158 148 181 154 1054	175.67	
			Roslan, Natasha	202 172 225 193 181 197 1170	195.00	
26.		ENG	England 2	336 392 348 421 368 357 2222	185.17	-286
			Allen, Emily	165 183 158 192 198 175 1071	178.50	
			Reay, Keira	171 209 190 229 170 182 1151	191.83	
27.		NOR	Norway 1	425 356 347 324 420 342 2214	184.50	-294
			Berg Almestrand, Line	179 155 172 154 202 160 1022	170.33	
			Eliassen Hansen, Andrea	246 201 175 170 218 182 1192	198.67	
28.		PHI	Philippines 2	337 390 373 371 332 375 2178	181.50	-330
			Kuwahara, Janine	156 165 180 164 174 195 1034	172.33	
			Peig, Christelle	181 225 193 207 158 180 1144	190.67	
29.		ENG	England 1	352 388 376 367 300 381 2164	180.33	-344
			Arthur, Rachel	134 163 213 198 129 203 1040	173.33	
			Crawley, Verity	218 225 163 169 171 178 1124	187.33	

30.		AUS	Australia 1	318 327 386 363 392 378	2164	180.33	-344
			Embury, Libby	169 158 178 190 177 181	1053	175.50	
			Furze, Katey	149 169 208 173 215 197	1111	185.17	
31.		SCO	Scotland 1	361 334 370 418 350 326	2159	179.92	-349
			Yusaf, Tania	148 178 230 235 162 169	1122	187.00	
			Williamson, Alison	213 156 140 183 188 157	1037	172.83	
32.		GER	Germany 1	328 331 342 373 394 389	2157	179.75	-351
			Degenhardt, Lea	154 163 162 200 191 196	1066	177.67	
			De Rooij, Maxime	174 168 180 173 203 193	1091	181.83	
33.		JPN	Japan 1	351 384 371 356 388 307	2157	179.75	-351
			Ishimoto, Mirai	159 194 181 204 193 166	1097	182.83	
			Yoshida, Mana	192 190 190 152 195 141	1060	176.67	
34.		TPE	Taipei Chinese 2	298 350 374 330 376 412	2140	178.33	-368
			Lin, Shi-Han	114 170 166 143 183 229	1005	167.50	
			Wang, Yu-Huei	184 180 208 187 193 183	1135	189.17	
35.		SCO	Scotland 2	369 329 315 337 421 365	2136	178.00	-372
			Lawson, Naomi	180 166 149 173 211 152	1031	171.83	
			Murphy, Laura	189 163 166 164 210 213	1105	184.17	
36.		PHI	Philippines 1	336 360 339 351 391 353	2130	177.50	-378
			Ipapo, Anne Bernadette	179 207 190 187 213 174	1150	191.67	
			Cabusas, Xyrra Patrizé	157 153 149 164 178 179	980	163.33	
37.		TPE	Taipei Chinese 1	381 287 361 342 390 331	2092	174.33	-416
			Wang, Hsiao-Chien	203 141 160 159 178 161	1002	167.00	
			Chen, Yi-An	178 146 201 183 212 170	1090	181.67	
38.		CHN	China 2	315 307 386 368 339 363	2078	173.17	-430
			Peng, Rui	169 158 186 176 170 152	1011	168.50	
			Wang, Xinlin	146 149 200 192 169 211	1067	177.83	
39.		COL	Colombia 1	324 365 341 362 347 337	2076	173.00	-432
			Mosquera, Alexandra	174 198 187 193 170 164	1086	181.00	
			Franco, Juliana	150 167 154 169 177 173	990	165.00	
40.		HKG	Hong Kong, China 2	339 355 346 355 344 334	2073	172.75	-435
			Chan, Victoria	182 163 179 189 176 136	1025	170.83	
			Cheng, Joan	157 192 167 166 168 198	1048	174.67	
41.		MAC	Macau, China 2	340 310 329 357 346 376	2058	171.50	-450
			Dias De Souza, Veronica	168 155 174 178 170 161	1006	167.67	
			Hui, Tong	172 155 155 179 176 215	1052	175.33	
42.		MAC	Macau, China 1	294 367 322 353 353 369	2058	171.50	-450
			Che, Weng Si	162 198 177 165 168 178	1048	174.67	
			Au, Man Wai	132 169 145 188 185 191	1010	168.33	
43.		HKG	Hong Kong, China 1	348 343 301 316 344 323	1975	164.58	-533
			Lee, Chloe	146 158 159 157 218 188	1026	171.00	
			Leung, Gigi	202 185 142 159 126 135	949	158.17	
44.		CZE	Czech 1	335 329 284 375 298 350	1971	164.25	-537
			Padarova, Ivana	195 183 136 206 170 179	1069	178.17	
			Nefova, Klara	140 146 148 169 128 171	902	150.33	

45.		CAN	Canada 1	319	295	388	315	338	293	1948	162.33	-560
			Turcotte, Brittney	132	123	167	128	182	148	880	146.67	
			Crawford, Brittany	187	172	221	187	156	145	1068	178.00	
46.		CHN	China 1	279	310	308	329	322	344	1892	157.67	-616
			Yuan, Yue	132	151	149	150	165	169	916	152.67	
			Liao, Xiaomei	147	159	159	179	157	175	976	162.67	

Players from make up teams



Country	Player	G1	G2	G3	G4	G5	G6	Total	Avg
	Fishler, Lynne	180	119	159	181	184	138	961	160.17
	Smikarsta, Reina	198	169	153	112	129	131	892	148.67
	Januszewska, Julia	134	139	194	191	169	153	980	163.33
	Piros, Laura	204	160	159	242	198	191	1154	192.33

Results for Team – Girls

Team Girls Final

Lane pattern category: Long



Lane pattern: Mexico City - 45 feet

Place	Country	Team	Player	G1	Total	Avg	Diff
1.		JPN Japan 1	Ishimoto, Mirai	171	171	171.00	
			Yoshida, Mana	210	210	210.00	
			Izumune, Shion	223	223	223.00	
			Shimoide, Kana	180	180	180.00	
				784	784	196.00	0
2.		SWE Sweden 1	Andersson, Ida	257	257	257.00	
			Thorell, Annie	171	171	171.00	
			Wegner, Cajsa	178	178	178.00	
			Wegner, Jenny	177	177	177.00	
				783	783	195.75	-1

Team Girls Semi Final 1

Lane pattern category: Long



Lane pattern: Mexico City - 45 feet

Place	Country	Team	Player	G1	Total	Avg	Diff
1.		JPN Japan 1	Ishimoto, Mirai	200	200	200.00	
			Yoshida, Mana	177	177	177.00	
			Izumune, Shion	160	160	160.00	
			Shimoide, Kana	213	213	213.00	
				750	750	187.50	0
2.		FIN Finland 1	Hiltunen, Eliisa	159	159	159.00	
			Lundén, Roosa	178	178	178.00	
			Jokinen, Jonna	192	192	192.00	
			Pasanen, Sanna	156	156	156.00	
				685	685	171.25	-65

Team Girls Semi Final 2

Lane pattern category: Short

Lane pattern: Beijing - 35 feet

Place	Country	Team	Player	G1	Total	Avg	Diff
1.		SWE Sweden 1	Andersson, Ida	210	210	210.00	
			Thorell, Annie	205	205	205.00	
			Wegner, Cajsa	177	177	177.00	
			Wegner, Jenny	246	246	246.00	
				838	838	209.50	0
2.		USA U.S.A. 1	Wells, Mary	201	201	201.00	
			Schwartz, Stephanie	210	210	210.00	
			Lokker, Sarah	183	183	183.00	
			Kuhlkin, Lizabeth	227	227	227.00	
				821	821	205.25	-17









Qualification Results for Team - Girls

Lane pattern category Block 1: Long

Lane pattern: Mexico City - 45 feet

Lane pattern category Block 2: Short

Lane pattern: Beijing - 35 feet

Place	Country	Team	G1	G2	G3	G4	G5	G6	Total	Avg	Diff
1.	 JPN	Japan 1	892	802	808	738	728	906	4874	203.08	0
		Ishimoto, Mirai	243	192	245	197	197	226	1300	216.67	
		Yoshida, Mana	199	222	181	151	159	257	1169	194.83	
		Izumune, Shion	235	214	214	215	159	200	1237	206.17	
		Shimoide, Kana	215	174	168	175	213	223	1168	194.67	
2.	 USA	U.S.A. 1	735	838	743	822	910	814	4862	202.58	-12
		Wells, Mary	202	242	209	216	224	236	1329	221.50	
		Schwartz, Stephanie	169	199	169	203	215	200	1155	192.50	
		Lokker, Sarah	147	188	187	211	234	181	1148	191.33	
		Kuhlkin, Lizabeth	217	209	178	192	237	197	1230	205.00	
3.	 SWE	Sweden 1	806	825	740	843	805	842	4861	202.54	-13
		Andersson, Ida	192	212	202	224	204	191	1225	204.17	
		Thorell, Annie	158	190	166	218	179	192	1103	183.83	
		Wegner, Caisa	234	210	199	164	232	235	1274	212.33	
		Wegner, Jenny	222	213	173	237	190	224	1259	209.83	
4.	 FIN	Finland 1	850	820	807	824	720	761	4782	199.25	-92
		Hiltunen, Eliisa	189	222	227	194	151	198	1181	196.83	
		Lundén, Roosa	222	221	226	190	142	151	1152	192.00	
		Jokinen, Jonna	233	143	164	188	181	201	1110	185.00	
		Pasanen, Sanna	206	234	190	252	246	211	1339	223.17	
5.	 MAS	Malaysia 1	817	762	823	744	876	711	4733	197.21	-141
		Chin, Quan Weoi Victoria	161	216	229	203	226	191	1226	204.33	
		Thiagarajan, Nerosha Keliqit	206	174	209	157	185	172	1103	183.83	
		Roslan, Natasha	202	191	176	185	243	169	1166	194.33	
		Naiwa, Radin Nur	248	181	209	199	222	179	1238	206.33	
6.	 RUS	Russia 1	744	762	827	781	756	807	4677	194.88	-197
		Korobkova, Varvara	194	216	224	203	144	204	1185	197.50	
		Bulanova, Maria	200	173	190	189	213	224	1189	198.17	
		Korobkova, Alena	197	188	213	193	200	200	1191	198.50	
		Voronkova, Daria	153	185	200	196	199	179	1112	185.33	
7.	 KOR	Korea 1	690	795	761	789	804	815	4654	193.92	-220
		Yang, Su Jin	168	190	184	227	190	221	1180	196.67	
		Kim, Jung Un	167	204	182	184	225	183	1145	190.83	
		Kim, Kyoung Sil	177	224	191	186	166	195	1139	189.83	
		Kim, Hee Been	178	177	204	192	223	216	1190	198.33	
8.	 INA	Indonesia 1	750	660	795	678	793	906	4582	190.92	-292
		Indryati, Aldila	172	162	223	148	181	239	1125	187.50	
		Chantika, Cheva	175	165	188	179	254	217	1178	196.33	
		Nurmalina, Nadia	211	172	220	183	180	265	1231	205.17	
		Nabila, Alisha	192	161	164	168	178	185	1048	174.67	

9.		MEX	Mexico 1	814 717 732 834 720 757 4574	190.58	-300
			Orozco, Maribel	208 159 193 204 167 205 1136	189.33	
			San Nicolas, Merlina	183 224 156 203 172 198 1136	189.33	
			Pelayo, Sara	210 133 193 237 171 176 1120	186.67	
			Orozco, Raquel	213 201 190 190 210 178 1182	197.00	
10.		SIN	Singapore 1	759 827 685 737 738 765 4511	187.96	-363
			Quah, Kristin	207 173 160 204 155 231 1130	188.33	
			Ooi, Kimberly	181 220 173 165 235 186 1160	193.33	
			Lee, Amanda	195 214 171 179 154 173 1086	181.00	
			Fadzal, Ilma Nur Jannah	176 220 181 189 194 175 1135	189.17	
11.		ENG	England 1	721 724 814 711 689 774 4433	184.71	-441
			Crawley, Verity	161 177 214 164 204 189 1109	184.83	
			Arthur, Rachel	190 202 229 193 169 158 1141	190.17	
			Allen, Emily	186 153 156 174 152 187 1008	168.00	
			Reay, Keira	184 192 215 180 164 240 1175	195.83	
12.		COL	Colombia 1	734 802 760 695 693 732 4416	184.00	-458
			Mosquera, Alexandra	211 222 194 160 196 203 1186	197.67	
			Franco, Juliana	175 184 164 186 138 138 985	164.17	
			Munoz, Tatiana	171 183 209 155 172 215 1105	184.17	
			Plazas, Laura	177 213 193 194 187 176 1140	190.00	
13.		PHI	Philippines 1	730 760 703 658 800 748 4399	183.29	-475
			Ipapo, Anne Bernadette	163 176 170 147 210 153 1019	169.83	
			Cabusas, Xyrra Patrizé	126 178 156 150 150 171 931	155.17	
			Peig, Christelle	197 215 166 193 213 221 1205	200.83	
			Kuwahara, Janine	244 191 211 168 227 203 1244	207.33	
14.		AUS	Australia 1	731 753 729 744 677 747 4381	182.54	-493
			Rigney, Emily	215 189 223 191 184 182 1184	197.33	
			Embury, Libby	180 171 168 177 180 164 1040	173.33	
			Furze, Katey	166 192 159 186 193 177 1073	178.83	
			Commene, Kaitlyn	170 201 179 190 120 224 1084	180.67	
15.		CAN	Canada 1	736 705 725 677 738 742 4323	180.12	-551
			Blouin, Andreanne	167 186 178 176 191 191 1089	181.50	
			Turcotte, Brittany	161 158 154 192 207 169 1041	173.50	
			Crawford, Brittany	183 182 159 159 151 136 970	161.67	
			Panas, Miranda	225 179 234 150 189 246 1223	203.83	
16.		GER	Germany 1	674 727 751 722 672 733 4279	178.29	-595
			Ogriseck, Michelle	165 194 200 188 191 192 1130	188.33	
			Degenhardt, Lea	158 181 148 148 181 194 1010	168.33	
			De Rooij, Maxime	179 169 166 206 138 152 1010	168.33	
			Beuthner, Laura	172 183 237 180 162 195 1129	188.17	
17.		SCO	Scotland 1	778 659 728 651 713 695 4224	176.00	-650
			Yusaf, Tania	187 171 194 166 228 202 1148	191.33	
			Williamson, Alison	197 159 232 150 153 180 1071	178.50	
			Lawson, Naomi	214 160 155 140 190 179 1038	173.00	
			Murphy, Laura	180 169 147 195 142 134 967	161.17	

18.		HKG	Hong Kong, China 1	644 704 725 704 696 720	4193	174.71	-681
			Leung, Giji	170 167 152 139 172 188	988	164.67	
			Chan, Victoria	157 152 204 182 158 190	1043	173.83	
			Lee, Chloe	130 191 193 188 180 170	1052	175.33	
			Cheng, Joan	187 194 176 195 186 172	1110	185.00	
19.		TPE	Taipei Chinese 1	702 704 703 621 633 746	4109	171.21	-765
			Lin, Shi-Han	193 165 179 178 157 182	1054	175.67	
			Wang, Hsiao-Chien	140 171 151 105 173 206	946	157.67	
			Chen, Yi-An	162 173 191 196 145 189	1056	176.00	
			Wang, Yu-Huei	207 195 182 142 158 169	1053	175.50	
20.		MAC	Macau, China 1	668 720 660 698 671 659	4076	169.83	-798
			Dias De Souza, Veronica	188 187 167 137 147 188	1014	169.00	
			Che, Weng Si	156 140 165 200 148 169	978	163.00	
			Au, Man Wai	187 146 146 147 158 156	940	156.67	
			Hui, Tong	137 247 182 214 218 146	1144	190.67	
21.		CHN	China 1	744 673 603 625 593 607	3845	160.21	-1029
			Wang, Xinlin	164 159 157 148 158 155	941	156.83	
			Liao, Xiaomei	232 163 134 114 145 122	910	151.67	
			Yuan, Yue	134 160 136 141 116 180	867	144.50	
			Peng, Rui	214 191 176 222 174 150	1127	187.83	

Players from make up teams

Country	Player	G1	G2	G3	G4	G5	G6	Total	Avg
	Nefova, Klara	186	148	159	143	143	163	942	157.00
	Padarova, Ivana	227	169	184	192	148	173	1093	182.17
	Fishler, Lynne	190	181	147	137	172	137	964	160.67
	Smikarsta, Reina	123	147	159	109	177	169	884	147.33
	Berg Almestrand, Line	214	162	163	192	195	214	1140	190.00
	Eliassen Hansen, Andrea	180	172	183	154	151	149	989	164.83
	Januszewska, Julia	155	180	168	184	146	213	1046	174.33
	Piros, Laura	192	147	145	199	167	166	1016	169.33
	Sangaroon, Kritsanakorn	174	170	140	168	172	179	1003	167.17
	Singhabubpha, Kantaporn	190	182	151	220	178	198	1119	186.50
	Kovalova, Daria	209	181	198	211	238	243	1280	213.33
	Yakunina, Oleksandra	179	200	140	193	171	188	1071	178.50

Results for All Events – Girls

Place	Country	Player	Single	Double	Team	Total	Avg	Diff
1.	 JPN	Izumune, Shion	1303	1296	1237	3836	213.11	0
2.	 USA	Wells, Mary	1199	1249	1329	3777	209.83	-59
3.	 USA	Kuhlkin, Lizabeth	1216	1278	1230	3724	206.89	-112
4.	 UKR	Kovalova, Daria	1175	1267	1280	3722	206.78	-114
5.	 FIN	Pasanen, Sanna	1186	1192	1339	3717	206.50	-119
6.	 SWE	Wegner, Jenny	1288	1164	1259	3711	206.17	-125
7.	 JPN	Shimoide, Kana	1310	1212	1168	3690	205.00	-146
8.	 INA	Nurmalina, Nadia	1176	1261	1231	3668	203.78	-168
9.	 SWE	Andersson, Ida	1231	1194	1225	3650	202.78	-186
10.	 JPN	Ishimoto, Mirai	1252	1097	1300	3649	202.72	-187
11.	 KOR	Yang, Su Jin	1272	1193	1180	3645	202.50	-191
12.	 COL	Plazas, Laura	1242	1257	1140	3639	202.17	-197
13.	 SWE	Wegner, Cajsa	1167	1196	1274	3637	202.06	-199
14.	 MAS	Najwa, Radin Nur	1226	1166	1238	3630	201.67	-206
15.	 MEX	Orozco, Raquel	1186	1232	1182	3600	200.00	-236
16.	 MAS	Chin, Quan Weoi Victoria	1172	1192	1226	3590	199.44	-246
17.	 RUS	Korobkova, Alena	1156	1229	1191	3576	198.67	-260
18.	 KOR	Kim, Hee Been	1185	1184	1190	3559	197.72	-277
19.	 FIN	Hiltunen, Eliisa	1187	1161	1181	3529	196.06	-307
20.	 SCO	Yusaf, Tania	1258	1122	1148	3528	196.00	-308
21.	 ENG	Reay, Keira	1200	1151	1175	3526	195.89	-310
22.	 RUS	Voronkova, Daria	1220	1172	1112	3504	194.67	-332
23.	 GER	Beuthner, Laura	1235	1133	1129	3497	194.28	-339
24.	 USA	Lokker, Sarah	1177	1171	1148	3496	194.22	-340
25.	 MAS	Roslan, Natasha	1157	1170	1166	3493	194.06	-343
26.	 SIN	Fadzal, Ilma Nur Jannah	1162	1192	1135	3489	193.83	-347
27.	 AUS	Rigney, Emily	1120	1176	1184	3480	193.33	-356
28.	 KOR	Kim, Jung Un	1142	1192	1145	3479	193.28	-357
29.	 AUS	Commane, Kaitlyn	1176	1211	1084	3471	192.83	-365
30.	 SIN	Ooi, Kimberly	1143	1163	1160	3466	192.56	-370
31.	 GER	Ogriseck, Michelle	1191	1142	1130	3463	192.39	-373
32.	 MEX	Orozco, Maribel	1172	1154	1136	3462	192.33	-374
33.	 MEX	San Nicolas, Merlina	1213	1108	1136	3457	192.06	-379
34.	 RUS	Bulanova, Maria	1158	1108	1189	3455	191.94	-381
35.	 CAN	Panas, Miranda	1185	1041	1223	3449	191.61	-387
36.	 KOR	Kim, Kyoung Sil	1102	1207	1139	3448	191.56	-388
37.	 SIN	Quah, Kristin	1142	1159	1130	3431	190.61	-405
38.	 COL	Munoz, Tatiana	1132	1169	1105	3406	189.22	-430

39.		CAN	Blouin, Andreanne	1121	1191	1089	3401	188.94	-435
40.		PHI	Peig, Christelle	1039	1144	1205	3388	188.22	-448
41.		FIN	Lundén, Roosa	1096	1139	1152	3387	188.17	-449
42.		INA	Nabila, Alisha	1095	1240	1048	3383	187.94	-453
43.		PHI	Kuwahara, Janine	1101	1034	1244	3379	187.72	-457
44.		FIN	Jokinen, Jonna	1155	1114	1110	3379	187.72	-457
45.		RUS	Korobkova, Varvara	1133	1060	1185	3378	187.67	-458
46.		MEX	Pelayo, Sara	1089	1162	1120	3371	187.28	-465
47.		ROU	Piros, Laura	1192	1154	1016	3362	186.78	-474
48.		INA	Indryati, Aldila	1054	1178	1125	3357	186.50	-479
49.		JPN	Yoshida, Mana	1127	1060	1169	3356	186.44	-480
50.		MAC	Hui, Tong	1145	1052	1144	3341	185.61	-495
51.		SWE	Thorell, Annie	1079	1136	1103	3318	184.33	-518
52.		COL	Mosquera, Alexandra	1044	1086	1186	3316	184.22	-520
53.		ENG	Crawley, Verity	1083	1124	1109	3316	184.22	-520
54.		UKR	Yakunina, Oleksandra	1110	1134	1071	3315	184.17	-521
55.		THA	Singhabubpha, Kantaporn	1007	1167	1119	3293	182.94	-543
56.		INA	Chantika, Cheya	1035	1070	1178	3283	182.39	-553
57.		USA	Schwartz, Stephanie	1069	1053	1155	3277	182.06	-559
58.		NOR	Berg Almestrand, Line	1105	1022	1140	3267	181.50	-569
59.		MAS	Thiaqarajan, Nerosha Keliqit	1110	1054	1103	3267	181.50	-569
60.		SIN	Lee, Amanda	1045	1135	1086	3266	181.44	-570
61.		NOR	Eliassen Hansen, Andrea	1083	1192	989	3264	181.33	-572
62.		AUS	Furze, Katey	1076	1111	1073	3260	181.11	-576
63.		MAC	Dias De Souza, Veronica	1226	1006	1014	3246	180.33	-590
64.		AUS	Embury, Libby	1137	1053	1040	3230	179.44	-606
65.		HKG	Cheng, Joan	1071	1048	1110	3229	179.39	-607
66.		THA	Sangaroon, Kritsanakorn	1122	1096	1003	3221	178.94	-615
67.		GER	Degenhardt, Lea	1144	1066	1010	3220	178.89	-616
68.		CZE	Padarova, Ivana	1054	1069	1093	3216	178.67	-620
69.		CHN	Peng, Rui	1057	1011	1127	3195	177.50	-641
70.		GER	De Rooij, Maxime	1088	1091	1010	3189	177.17	-647
71.		TPE	Wang, Yu-Huei	996	1135	1053	3184	176.89	-652
72.		PHI	Ipapo, Anne Bernadette	978	1150	1019	3147	174.83	-689
73.		HKG	Chan, Victoria	1077	1025	1043	3145	174.72	-691
74.		ENG	Allen, Emily	1063	1071	1008	3142	174.56	-694
75.		ENG	Arthur, Rachel	957	1040	1141	3138	174.33	-698
76.		MAC	Che, Weng Si	1092	1048	978	3118	173.22	-718
77.		SCO	Williamson, Alison	967	1037	1071	3075	170.83	-761
78.		TPE	Lin, Shi-Han	1014	1005	1054	3073	170.72	-763
79.		HKG	Lee, Chloe	977	1026	1052	3055	169.72	-781
80.		SCO	Murphy, Laura	973	1105	967	3045	169.17	-791
81.		TPE	Chen, Yi-An	887	1090	1056	3033	168.50	-803
82.		CAN	Turcotte, Brittney	1109	880	1041	3030	168.33	-806



83.		CAN	Crawford, Brittany	967	1068	970	3005	166.94	-831
84.		MAC	Au, Man Wai	1038	1010	940	2988	166.00	-848
85.		POL	Januszewska, Julia	961	980	1046	2987	165.94	-849
86.		CHN	Wang, Xinlin	962	1067	941	2970	165.00	-866
87.		PHI	Cabusas, Xyrra Patrize	1054	980	931	2965	164.72	-871
88.		HKG	Leung, Gigi	1011	949	988	2948	163.78	-888
89.		SCO	Lawson, Naomi	862	1031	1038	2931	162.83	-905
90.		ISR	Fishler, Lynne	994	961	964	2919	162.17	-917
91.		TPE	Wang, Hsiao-Chien	965	1002	946	2913	161.83	-923
92.		COL	Franco, Juliana	932	990	985	2907	161.50	-929
93.		CZE	Nefova, Klara	965	902	942	2809	156.06	-1027
94.		CHN	Liao, Xiaomei	872	976	910	2758	153.22	-1078
95.		CHN	Yuan, Yue	922	916	867	2705	150.28	-1131
96.		LAT	Smikarsta, Reina	913	892	884	2689	149.39	-1147

Results for Masters – Girls



Lane pattern category: Dual

Left Lane Long – Right Lane Short



Masters Girls Final

Place	Player	Country	G1	Total	Avg	Diff
1.	Ishimoto, Mirai	 JPN	208	208	208.00	0
2.	Pasanen, Sanna	 FIN	191	191	191.00	-17

Masters Girls Semi Final 1

1.	Ishimoto, Mirai	 JPN	196	196	196.00	0
2.	Kovalova, Daria	 UKR	180	180	180.00	-16

Masters Girls Semi Final 2

1.	Pasanen, Sanna	 FIN	188	188	188.00	0
2.	Wegner, Jenny	 SWE	136	136	136.00	-52

Masters Girls Step 2

Place	Country	Player	G1	G2	G3	G4	G5	G6	G7	G7	Bonus	Prev	Total	Diff
1.	JPN	Ishimoto, Mirai	198	154	226	213	226	260	181	1458	90	4938	6486	0
2.	SWE	Wegner, Jenny	257	162	195	183	233	202	199	1431	120	4931	6482	-4
3.	FIN	Pasanen, Sanna	219	157	166	171	226	227	204	1370	100	4943	6413	-73
4.	UKR	Kovalova, Daria	215	206	153	205	202	182	222	1385	60	4950	6395	-91
5.	USA	Wells, Mary	170	176	199	171	172	204	224	1316	90	4985	6391	-95
6.	JPN	Izumune, Shion	183	203	193	170	163	171	180	1263	20	5021	6304	-182
7.	USA	Kuhlkin, Lizabeth	200	163	166	203	162	184	185	1263	40	4896	6199	-287
8.	INA	Nurmalina, Nadia	179	171	189	137	185	157	204	1222	40	4882	6144	-342

Game 1

Match	Country	Player	Score	Bonus
1	JPN	Ishimoto, Mirai	198	20
	JPN	Izumune, Shion	183	
2	USA	Kuhlkin, Lizabeth	200	20
	USA	Wells, Mary	170	
3	UKR	Kovalova, Daria	215	
	SWE	Wegner, Jenny	257	20
4	INA	Nurmalina, Nadia	179	
	FIN	Pasanen, Sanna	219	20



Game 2

Match	Country	Player	Score	Bonus
1	JPN	Izumune, Shion	203	20
	USA	Kuhlkin, Lizabeth	163	
2	JPN	Ishimoto, Mirai	154	
	USA	Wells, Mary	176	20
3	UKR	Kovalova, Daria	206	20
	INA	Nurmalina, Nadia	171	
4	FIN	Pasanen, Sanna	157	
	SWE	Wegner, Jenny	162	20









Game 3

Match	Country	Player	Score	Bonus
1	INA	Nurmalina, Nadia	189	
	SWE	Wegner, Jenny	195	20
2	UKR	Kovalova, Daria	153	
	FIN	Pasanen, Sanna	166	20
3	JPN	Izumune, Shion	193	
	USA	Wells, Mary	199	20
4	JPN	Ishimoto, Mirai	226	20
	USA	Kuhlkin, Lizabeth	166	









Game 4

Match	Country	Player	Score	Bonus
1	 FIN	Pasanen, Sanna	171	10
	 USA	Wells, Mary	171	10
2	 JPN	Ishimoto, Mirai	213	20
	 SWE	Wegner, Jenny	183	
3	 USA	Kuhlkin, Lizabeth	203	20
	 INA	Nurmalina, Nadia	137	
4	 JPN	Izumune, Shion	170	
	 UKR	Kovalova, Daria	205	20









Game 5

Match	Country	Player	Score	Bonus
1	 UKR	Kovalova, Daria	202	20
	 USA	Kuhlkin, Lizabeth	162	
2	 JPN	Izumune, Shion	163	
	 INA	Nurmalina, Nadia	185	20
3	 SWE	Wegner, Jenny	233	20
	 USA	Wells, Mary	172	
4	 JPN	Ishimoto, Mirai	226	10
	 FIN	Pasanen, Sanna	226	10

Game 6

Match	Country	Player	Score	Bonus
1	 JPN	Izumune, Shion	171	
	 FIN	Pasanen, Sanna	227	20
2	 USA	Kuhlkin, Lizabeth	184	
	 SWE	Wegner, Jenny	202	20
3	 JPN	Ishimoto, Mirai	260	20
	 UKR	Kovalova, Daria	182	
4	 INA	Nurmalina, Nadia	157	
	 USA	Wells, Mary	204	20

Game 7

Match	Country	Player	Score	Bonus
1	 JPN	Ishimoto, Mirai	181	
	 INA	Nurmalina, Nadia	204	20
2	 UKR	Kovalova, Daria	222	
	 USA	Wells, Mary	224	20
3	 USA	Kuhlkin, Lizabeth	185	
	 FIN	Pasanen, Sanna	204	20
4	 JPN	Izumune, Shion	180	
	 SWE	Wegner, Jenny	199	20

Masters Girls Step 1

Place	Player	Country	G1-							Prev	Total	Avg	Diff
			G1	G2	G3	G4	G5	G6	G6				
1.	Izumune, Shion	JPN	157	175	217	181	248	207	1185	3836	5021	197.50	0
2.	Wells, Mary	USA	181	203	215	232	184	193	1208	3777	4985	201.33	-36
3.	Kovalova, Daria	UKR	182	209	200	211	194	232	1228	3722	4950	204.67	-71
4.	Pasanen, Sanna	FIN	180	208	225	195	224	194	1226	3717	4943	204.33	-78
5.	Ishimoto, Mirai	JPN	236	201	210	178	245	219	1289	3649	4938	214.83	-83
6.	Wegner, Jenny	SWE	170	208	183	238	209	212	1220	3711	4931	203.33	-90
7.	Kuhlkin, Lizabeth	USA	217	182	177	259	176	161	1172	3724	4896	195.33	-125
8.	Nurmalina, Nadia	INA	183	202	211	178	208	232	1214	3668	4882	202.33	-139
9.	Shimoide, Kana	JPN	247	183	188	189	174	196	1177	3690	4867	196.17	-154
10.	Plazas, Laura	COL	191	234	202	210	184	162	1183	3639	4822	197.17	-199
11.	Korobkova, Alena	RUS	176	190	204	236	248	179	1233	3576	4809	205.50	-212
12.	Yang, Su Jin	KOR	194	196	180	202	194	193	1159	3645	4804	193.17	-217
13.	Andersson, Ida	SWE	166	169	175	216	168	258	1152	3650	4802	192.00	-219
14.	Chin, Quan Weoi Victoria	MAS	181	227	210	200	183	205	1206	3590	4796	201.00	-225
15.	Najwa, Radin Nur	MAS	187	223	183	197	207	162	1159	3630	4789	193.17	-232
16.	Wegner, Cajsa	SWE	203	192	140	213	173	213	1134	3637	4771	189.00	-250
17.	Orozco, Raquel	MEX	203	148	184	233	180	213	1161	3600	4761	193.50	-260
18.	Beuthner, Laura	GER	192	203	208	231	225	199	1258	3495	4753	209.67	-268
19.	Lokker, Sarah	USA	240	209	202	237	162	195	1245	3496	4741	207.50	-280
20.	Reay, Keira	ENG	182	214	227	179	184	217	1203	3526	4729	200.50	-292
21.	Kim, Hee Been	KOR	172	197	188	184	213	170	1124	3559	4683	187.33	-338
22.	Yusaf, Tania	SCO	185	208	192	156	175	182	1098	3528	4626	183.00	-395
23.	Hiltunen, Eliisa	FIN	159	183	190	180	194	157	1063	3529	4592	177.17	-429
24.	Vorontkova, Daria	RUS	234	174	163	185	141	178	1075	3504	4579	179.17	-442