

Results for Singles – Boys

Lane pattern category: Short



Lane pattern:

Beijing - 35 feet



Singles Boys Final

Place	Player	Country	G1	Total	Diff
1.	Choi, Woo Sub	 KOR	226	226	0
2.	Low, Wesley	 USA	214	214	-12

Singles Boys Semi Final 1

Place	Player	Country	G1	Total	Diff
1.	Low, Wesley	 USA	225	225	0
2.	Svensson, Jesper	 SWE	223	223	-2







Singles Boys Semi Final 2

Place	Player	Country	G1	Total	Diff
1.	Choi, Woo Sub	 KOR	217	217	0
2.	Mak, Michael	 HKG	176	176	-41

Qualification Results for Singles - Boys

Place	Player	Country	G1	G2	G3	G4	G5	G6	Total	Avg	Diff
1.	Low, Wesley	USA	279	210	235	219	224	264	1431	238.50	0
2.	Mak, Michael	HKG	195	256	279	228	204	255	1417	236.17	-14
3.	Choi, Woo Sub	KOR	237	218	225	265	224	244	1413	235.50	-18
4.	Svensson, Jesper	SWE	207	255	233	247	237	233	1412	235.33	-19
5.	Lee, Ik Kyu	KOR	266	205	194	228	247	256	1396	232.67	-35
6.	Herrera, Mario	MEX	235	235	205	213	223	277	1388	231.33	-43
7.	Ismail, Muhd Rafiq	MAS	255	212	223	182	262	237	1371	228.50	-60
8.	Okorokov, Maxim	RUS	225	199	218	266	210	249	1367	227.83	-64
9.	Cheng, Atchariya	THA	203	243	216	211	279	209	1361	226.83	-70
10.	Stanley, James	CRC	245	182	233	174	242	279	1355	225.83	-76
11.	Efraty, Shahar	ISR	257	187	269	200	226	203	1342	223.67	-89
12.	Doyle, Kamron	USA	246	265	179	187	226	228	1331	221.83	-100
13.	Fishol, Ahmad Muaz	MAS	234	200	203	263	191	237	1328	221.33	-103
14.	Johnson, Magnus	SWE	215	233	203	223	205	248	1327	221.17	-104
15.	Saulnier, Valentin	FRA	236	184	196	267	200	235	1318	219.67	-113
16.	Lam, Christopher	ENG	177	225	217	258	235	202	1314	219.00	-117
17.	Shinbata, Yuhi	JPN	179	213	219	206	233	258	1308	218.00	-123
18.	White, Paul	AUS	206	253	239	207	197	205	1307	217.83	-124
19.	Mouveroux, Gaetan	FRA	211	170	222	208	258	234	1303	217.17	-128
20.	Tan, Alexander	SIN	165	186	259	246	235	212	1303	217.17	-128
21.	Im, Gyeo Lui	KOR	252	152	213	223	231	227	1298	216.33	-133
22.	Jansson, Markus	SWE	247	188	193	212	213	242	1295	215.83	-136
23.	Muzik, Michal	CZE	179	210	203	199	290	214	1295	215.83	-136
24.	Islam, Billy Muhammad	INA	203	210	241	203	211	225	1293	215.50	-138
25.	Miyazawa, Takuya	JPN	205	188	200	254	218	226	1291	215.17	-140
26.	Kulseng, Øyvind	NOR	194	257	232	168	200	234	1285	214.17	-146
27.	Nour, Amr	EGY	237	215	188	189	206	249	1284	214.00	-147
28.	Young, Ariel	PHI	227	201	264	192	236	160	1280	213.33	-151
29.	Fiorentino, Antonino	ITA	162	224	203	243	200	247	1279	213.17	-152
30.	Sagan, Jonathan Ding	MAS	215	234	259	197	172	194	1271	211.83	-160
31.	Tan Chye Chern, Timmy	MAS	255	226	252	193	151	193	1270	211.67	-161
32.	Hilferink, Ramon	NED	189	213	212	223	239	189	1265	210.83	-166
33.	Kuznetsov, Nikita	RUS	189	257	217	208	201	191	1263	210.50	-168
34.	Widiantoro, Adhiguna	INA	195	216	237	224	206	185	1263	210.50	-168
35.	Rodriguez, Juan	CRC	213	236	186	203	184	236	1258	209.67	-173
36.	Al Goud, Ahmed	BRN	230	181	201	221	206	219	1258	209.67	-173
37.	Kallio, Jesse	FIN	209	215	171	264	171	226	1256	209.33	-175
38.	Eid, Islam	EGY	224	205	217	249	177	182	1254	209.00	-177
39.	Al Roomi, Aseel	KUW	178	210	199	207	215	243	1252	208.67	-179
40.	Talpa, Marek	CZE	198	223	198	227	197	209	1252	208.67	-179

41.	Chong, Alex		SIN	191	216	213	207	212	207	1246	207.67	-185
42.	Rikkola, Juuso		FIN	162	220	212	209	258	184	1245	207.50	-186
43.	Ahmad, Abdullah		KUW	199	170	221	220	165	268	1243	207.17	-188
44.	Syahril, Diwan Rezaldy		INA	268	178	171	196	216	212	1241	206.83	-190
45.	Mota, Lucas		VEN	225	199	201	217	194	205	1241	206.83	-190
46.	Farber, Matthew		USA	194	199	172	229	257	188	1239	206.50	-192
47.	Pongolini, Nicola		ITA	196	198	224	194	227	197	1236	206.00	-195
48.	Chiba, Tetsuya		JPN	211	208	163	221	233	199	1235	205.83	-196
49.	Konttila, Saku		FIN	195	191	225	221	181	221	1234	205.67	-197
50.	Yuzuriha, Sebastian		PER	183	208	267	176	247	153	1234	205.67	-197
51.	van Weeren, Jord		NED	176	227	192	150	228	258	1231	205.17	-200
52.	Maurice, Kevin		CAN	238	180	221	227	175	190	1231	205.17	-200
53.	Saw, Howard		SIN	198	146	245	216	234	191	1230	205.00	-201
54.	Chang, Cheng		TPE	263	202	149	211	225	180	1230	205.00	-201
55.	Jonsson, Arnar D		ISL	192	203	171	175	259	225	1225	204.17	-206
56.	Gamal, Ahmed		EGY	177	186	225	222	190	225	1225	204.17	-206
57.	Fach, Curtis		CAN	226	193	156	192	237	221	1225	204.17	-206
58.	Kassian, Enrique		MEX	212	202	168	215	194	231	1222	203.67	-209
59.	Thompson, Caine		AUS	181	226	172	268	226	147	1220	203.33	-211
60.	Kim, Sunghwan		KOR	205	166	258	235	189	165	1218	203.00	-213
61.	Al Shamsi, Khamis		UAE	179	198	225	211	204	195	1212	202.00	-219
62.	Murray, Michael		AUS	220	202	223	161	191	212	1209	201.50	-222
63.	Tsang, David		HKG	224	182	235	201	177	190	1209	201.50	-222
64.	Andersson, Pontus		SWE	202	216	194	165	226	205	1208	201.33	-223
65.	Madriz Masis, Rodolfo		CRC	184	192	163	190	227	245	1201	200.17	-230
66.	Clayton, Matthew		ENG	172	203	224	202	181	219	1201	200.17	-230
67.	Young, Gregory		USA	175	203	252	191	186	193	1200	200.00	-231
68.	Orlanda, David		ROU	176	166	223	171	216	245	1197	199.50	-234
69.	Al Mass, Ali		BRN	199	175	191	191	211	228	1195	199.17	-236
70.	Wiguna, Imam		INA	201	170	258	203	159	200	1191	198.50	-240
71.	Wong, Tony		HKG	200	199	214	228	158	191	1190	198.33	-241
72.	Fors, Andre		MEX	231	142	225	156	249	183	1186	197.67	-245
73.	Selail, Taha		BRN	159	197	252	168	215	192	1183	197.17	-248
74.	Espen, Arvid		NOR	192	224	199	175	180	212	1182	197.00	-249
75.	Wang, Jiahao		CHN	178	142	195	248	184	233	1180	196.67	-251
76.	Almasri, Sultan		KSA	199	162	190	209	227	191	1178	196.33	-253
77.	Almuraikhi, Jassim		QAT	191	199	201	213	194	180	1178	196.33	-253
78.	Hooper, Curtis		ENG	204	172	223	156	209	212	1176	196.00	-255
79.	Reinertsen, Mathias		NOR	167	244	181	208	203	173	1176	196.00	-255
80.	Becerra, Andres		COL	199	214	191	225	186	160	1175	195.83	-256
81.	Preus, Patryk		POL	189	171	188	189	233	204	1174	195.67	-257
82.	Kishimoto, Kenny		PER	186	158	160	203	207	259	1173	195.50	-258
83.	Olejniczak, Tomasz		POL	212	176	158	194	214	219	1173	195.50	-258
84.	Nechushtan, Omer		ISR	163	183	194	171	256	203	1170	195.00	-261

85.	Xu, Chen		CHN	222	192	183	191	214	166	1168	194.67	-263
86.	Yang, Chia-Hao		TPE	178	212	170	191	174	238	1163	193.83	-268
87.	Mihai- Pavel, Robert		ROU	202	213	174	172	198	201	1160	193.33	-271
88.	Tan, Merwin Matheiu		PHI	192	213	210	211	155	171	1152	192.00	-279
89.	Hupé, Mitch		CAN	199	205	208	165	211	164	1152	192.00	-279
90.	MacColl, Michael		SCO	179	184	195	170	196	226	1150	191.67	-281
91.	Selvnes, Pål		NOR	161	215	194	196	200	181	1147	191.17	-284
92.	Robert Ruiz, Antonio		CRC	159	211	153	207	201	213	1144	190.67	-287
93.	Schurian, Christoph		GER	184	184	188	201	179	208	1144	190.67	-287
94.	Belenkiy, Mikhail		RUS	174	193	193	171	188	224	1143	190.50	-288
95.	Al-Deyab, Jassem		QAT	195	158	186	217	194	193	1143	190.50	-288
96.	Saavedra, Carlos Felipe		COL	168	159	204	227	213	171	1142	190.33	-289
97.	Sloan, Christopher		IRL	162	278	182	170	158	191	1141	190.17	-290
98.	Sigurdsson, Einar S		ISL	204	189	177	191	207	172	1140	190.00	-291
99.	Crosby, Elliot		ENG	225	163	181	196	139	235	1139	189.83	-292
100.	Wong, Chi Weng		MAC	155	191	133	206	255	196	1136	189.33	-295
101.	Al-Merekhi, Mohammed		QAT	195	139	251	194	161	195	1135	189.17	-296
102.	Biondi, Marco		SCO	176	192	244	153	185	185	1135	189.17	-296
103.	Hachin, Christophe		FRA	180	158	235	189	191	182	1135	189.17	-296
104.	Al Qubaisi, Sultan Mk		UAE	215	158	199	214	147	200	1133	188.83	-298
105.	Lehtonen, Tatu		FIN	178	175	205	180	206	188	1132	188.67	-299
106.	Lin, Chia-Ching		TPE	198	147	194	178	211	203	1131	188.50	-300
107.	Klassen, Jordan		CAN	167	149	215	190	222	185	1128	188.00	-303
108.	Suwayed, Abdulrahman		KUW	198	177	212	187	179	175	1128	188.00	-303
109.	Lam, Iek Long		MAC	181	203	140	206	157	236	1123	187.17	-308
110.	Ishikawa, Alejandro		PER	160	203	222	201	176	160	1122	187.00	-309
111.	Arbanas, Alexandru		ROU	155	132	235	183	245	169	1119	186.50	-312
112.	Filor, Rene		GER	211	171	177	151	224	182	1116	186.00	-315
113.	Tao, Kuan-Wei		TPE	193	181	191	172	173	205	1115	185.83	-316
114.	Yoshida, Kenta		JPN	186	213	193	147	172	202	1113	185.50	-318
115.	Figueroa, Jorge		COL	178	183	176	181	211	184	1113	185.50	-318
116.	Filippov, Igor		RUS	138	235	164	213	157	205	1112	185.33	-319
117.	Al Mousawi, Mostafa		KUW	198	150	150	165	223	225	1111	185.17	-320
118.	Oraif, Hassan		KSA	142	188	167	215	208	191	1111	185.17	-320
119.	Lorenc, Jaroslav		CZE	202	222	201	178	163	142	1108	184.67	-323
120.	Kunumphon, Krittin		THA	183	202	191	159	178	190	1103	183.83	-328
121.	Homola, Lukas		CZE	210	159	192	190	170	180	1101	183.50	-330
122.	Ong, Darren		SIN	187	192	161	176	166	217	1099	183.17	-332
123.	Cremen, Kherwin Ren		PHI	145	192	258	181	148	173	1097	182.83	-334
124.	Brooks, Blake		NZL	163	224	177	191	183	159	1097	182.83	-334
125.	McKay, Daniel		SCO	161	161	149	179	217	227	1094	182.33	-337
126.	DAstolfi, Giovanni		ITA	212	126	151	178	213	214	1094	182.33	-337
127.	Joerg, Marc		SUI	217	148	182	194	179	171	1091	181.83	-340
128.	Aldossary, Fahad		KSA	202	173	162	232	184	133	1086	181.00	-345

129.	Williamson, Martin		SCO	190	183	193	180	168	169	1083	180.50	-348
130.	Hui, Ashley		HKG	191	181	176	162	169	203	1082	180.33	-349
131.	Donado, Sebastian		COL	180	137	147	255	187	175	1081	180.17	-350
132.	Cheang, Chi Him		MAC	162	156	181	183	224	171	1077	179.50	-354
133.	Sharet, Ido		ISR	137	188	172	203	160	213	1073	178.83	-358
134.	Gerard, Nicolas		FRA	151	180	151	157	258	174	1071	178.50	-360
135.	Perrino Jr, Sandro		VEN	184	140	182	169	183	206	1064	177.33	-367
136.	Chiu, Hou Leong		MAC	153	198	173	179	167	193	1063	177.17	-368
137.	Veliks, Armands		LAT	175	205	156	155	164	204	1059	176.50	-372
138.	Al Saadi, Obaid		UAE	189	180	215	167	132	175	1058	176.33	-373
139.	Birlinger, Christian		GER	175	163	172	193	176	177	1056	176.00	-375
140.	Carbonell, Anthony		NZL	159	189	170	184	159	193	1054	175.67	-377
141.	Leming, Jayden		AUS	179	154	148	173	207	191	1052	175.33	-379
142.	Levikins, Arturs		LAT	151	163	202	175	168	192	1051	175.17	-380
143.	Scholz, Ramon		SUI	182	162	120	203	182	200	1049	174.83	-382
144.	Lutowski, Tomasz		POL	154	183	178	161	197	172	1045	174.17	-386
145.	Shpiezman, Or		ISR	155	175	135	158	192	225	1040	173.33	-391
146.	Ebrahim, Husain		BRN	195	169	171	182	137	185	1039	173.17	-392
147.	Malig, Ivan Dominic		PHI	206	178	157	201	107	189	1038	173.00	-393
148.	Sturzenegger, Phillip		SUI	158	187	167	165	172	188	1037	172.83	-394
149.	Chuseang, Lapasdanai		THA	172	145	139	191	226	162	1035	172.50	-396
150.	Al-Deyab, Ahmed		QAT	203	155	170	138	167	198	1031	171.83	-400
151.	Al Qubaisi, Ahmed Mk		UAE	198	237	153	134	150	159	1031	171.83	-400
152.	Pelayo, Brandon		MEX	152	172	172	189	161	184	1030	171.67	-401
153.	Tonno, Giuseppe		ITA	182	168	151	150	162	194	1007	167.83	-424
154.	Saldera, Ahmed		PAK	157	198	147	144	210	147	1003	167.17	-428
155.	Alkheliwi, Abdulrahman		KSA	129	203	122	172	179	191	996	166.00	-435
156.	Franz, Fabian		GER	151	148	194	169	172	162	996	166.00	-435
157.	Miklos, John		NZL	158	130	141	185	167	186	967	161.17	-464
158.	Suria, Ali		PAK	160	183	117	179	187	140	966	161.00	-465
159.	Buqa, Victor-Cosmin		ROU	166	138	192	171	137	140	944	157.33	-487
160.	Allardyce, Kaleb		NZL	160	172	120	151	183	156	942	157.00	-489
161.	Suttikaow, Sittikorn		THA	124	165	161	175	183	126	934	155.67	-497
162.	Yuzuriha, Juan Andres		PER	136	169	140	207	121	153	926	154.33	-505
163.	Essa, Mohamed		EGY	160	161	146	142	176	126	911	151.83	-520
164.	Suwala, Maciej		POL	159	125	146	188	126	163	907	151.17	-524
165.	Tariq, Faizan		PAK	143	163	147	130	153	155	891	148.50	-540
166.	Chalongboon, Phonthawat		SUI	105	121	131	147	114	158	776	129.33	-655



Results for Doubles – Boys

Lane pattern category: Long



Lane pattern:

Mexico City - 45 feet



Doubles Boys Final

Place	Country	Team	Player	G1	Total	Avg
1.		SWE Sweden 1	Jansson, Markus	180	180	180.00
			Andersson, Pontus	225	225	225.00
				405	405	202.50
2.		USA U.S.A. 1	Farber, Matthew	205	205	205.00
			Doyle, Kamron	166	166	166.00
				371	371	185.50

Doubles Boys Semi Final 1
















1.		SWE Sweden 1	Jansson, Markus	202	202	202.00
			Andersson, Pontus	199	199	199.00
				401	401	200.50
2.		MEX Mexico 2	Kassian, Enrique	191	191	191.00
			Fors, Andre	185	185	185.00
				376	376	188.00
















Doubles Boys Semi Final 2















1.		USA U.S.A. 1	Farber, Matthew	222	222	222.00
			Doyle, Kamron	201	201	201.00
				423	423	211.50
2.		USA U.S.A. 2	Young, Gregory	210	210	210.00
			Low, Wesley	161	161	161.00
				371	371	185.50















Qualification Results for Doubles - Boys









Place	Country	Team	G1	G2	G3	G4	G5	G6	Total	Avg	Diff
1.	SWE	Sweden 1	413	395	478	406	455	532	2679	223.25	0
		Jansson, Markus	210	222	230	171	207	268	1308	218.00	
		Andersson, Pontus	203	173	248	235	248	264	1371	228.50	
2.	USA	U.S.A. 2	429	431	447	440	471	423	2641	220.08	-38
		Young, Gregory	195	183	211	238	256	186	1269	211.50	
		Low, Wesley	234	248	236	202	215	237	1372	228.67	
3.	USA	U.S.A. 1	479	489	447	393	449	373	2630	219.17	-49
		Farber, Matthew	221	266	227	185	225	157	1281	213.50	
		Doyle, Kamron	258	223	220	208	224	216	1349	224.83	
4.	MEX	Mexico 2	405	477	399	441	452	408	2582	215.17	-97
		Kassian, Enrique	211	278	187	207	225	193	1301	216.83	
		Fors, Andre	194	199	212	234	227	215	1281	213.50	
5.	GER	Germany 2	398	340	416	433	485	426	2498	208.17	-181
		Filor, Rene	205	201	189	237	227	190	1249	208.17	
		Birlinger, Christian	193	139	227	196	258	236	1249	208.17	
6.	SWE	Sweden 2	407	444	408	389	452	396	2496	208.00	-183
		Svensson, Jesper	223	227	218	194	245	212	1319	219.83	
		Johnson, Magnus	184	217	190	195	207	184	1177	196.17	
7.	MAS	Malaysia 1	444	381	486	391	391	391	2484	207.00	-195
		Tan Chye Chern, Timmy	222	187	227	196	194	200	1226	204.33	
		Fishol, Ahmad Muaz	222	194	259	195	197	191	1258	209.67	
8.	CAN	Canada 1	489	364	390	357	437	436	2473	206.08	-206
		Fach, Curtis	233	177	201	164	235	244	1254	209.00	
		Hupé, Mitch	256	187	189	193	202	192	1219	203.17	
9.	NED	Netherlands 1	429	408	375	370	449	440	2471	205.92	-208
		van Weeren, Jord	191	222	219	191	193	210	1226	204.33	
		Hilferink, Ramon	238	186	156	179	256	230	1245	207.50	
10.	ENG	England 2	412	405	420	367	403	450	2457	204.75	-222
		Lam, Christopher	229	209	216	188	172	214	1228	204.67	
		Crosby, Elliot	183	196	204	179	231	236	1229	204.83	
11.	MAS	Malaysia 2	451	391	406	363	397	446	2454	204.50	-225
		Ismail, Muhd Rafiq	238	198	182	199	179	257	1253	208.83	
		Sagan, Jonathan Ding	213	193	224	164	218	189	1201	200.17	
12.	CRC	Costa Rica 2	349	372	414	422	385	504	2446	203.83	-233
		Rodriguez, Juan	179	179	212	214	180	259	1223	203.83	
		Stanley, James	170	193	202	208	205	245	1223	203.83	
13.	CZE	Czech 2	488	406	354	403	375	404	2430	202.50	-249
		Lorenc, Jaroslav	209	212	162	201	174	209	1167	194.50	
		Talpa, Marek	279	194	192	202	201	195	1263	210.50	
14.	FIN	Finland 2	436	431	433	372	408	334	2414	201.17	-265
		Lehtonen, Tatu	235	228	218	203	179	149	1212	202.00	
		Konttila, Saku	201	203	215	169	229	185	1202	200.33	

15.		BRN	Bahrain 2	371 432 367 402 395 441 2408	200.67	-271
			Al Goud, Ahmed	180 246 165 181 200 226 1198	199.67	
			Selail, Taha	191 186 202 221 195 215 1210	201.67	
16.		KUW	Kuwait 1	442 404 444 380 341 396 2407	200.58	-272
			Al Mousawi, Mostafa	221 266 234 197 170 194 1282	213.67	
			Suwayed, Abdulrahman	221 138 210 183 171 202 1125	187.50	
17.		KOR	Korea 2	415 410 372 413 400 391 2401	200.08	-278
			Lee, Ik Kyu	234 188 202 187 158 217 1186	197.67	
			Choi, Woo Sub	181 222 170 226 242 174 1215	202.50	
18.		ISL	Iceland 1	410 337 408 453 441 348 2397	199.75	-282
			Jonsson, Arnar D	233 168 214 229 196 165 1205	200.83	
			Sigurdsson, Einar S	177 169 194 224 245 183 1192	198.67	
19.		HKG	Hong Kong, China 1	402 399 394 391 432 370 2388	199.00	-291
			Hui, Ashley	202 181 195 191 195 191 1155	192.50	
			Tsanq, David	200 218 199 200 237 179 1233	205.50	
20.		JPN	Japan 2	427 425 384 341 388 420 2385	198.75	-294
			Chiba, Tetsuya	208 214 223 150 203 175 1173	195.50	
			Yoshida, Kenta	219 211 161 191 185 245 1212	202.00	
21.		ITA	Italy 2	385 362 373 471 451 342 2384	198.67	-295
			Pongolini, Nicola	163 155 191 225 207 182 1123	187.17	
			Fiorentino, Antonino	222 207 182 246 244 160 1261	210.17	
22.		SIN	Singapore 1	374 343 398 440 415 402 2372	197.67	-307
			Chong, Alex	189 184 179 216 215 211 1194	199.00	
			Tan, Alexander	185 159 219 224 200 191 1178	196.33	
23.		KUW	Kuwait 2	380 386 441 420 332 409 2368	197.33	-311
			Al Roomi, Aseel	189 209 173 210 152 198 1131	188.50	
			Ahmad, Abdullah	191 177 268 210 180 211 1237	206.17	
24.		FIN	Finland 1	356 353 456 430 374 391 2360	196.67	-319
			Rikkola, Juuso	166 182 202 192 195 188 1125	187.50	
			Kallio, Jesse	190 171 254 238 179 203 1235	205.83	
25.		INA	Indonesia 1	358 368 334 450 383 457 2350	195.83	-329
			Syahril, Diwan Rezaldy	178 165 178 208 180 251 1160	193.33	
			Wiquna, Imam	180 203 156 242 203 206 1190	198.33	
26.		JPN	Japan 1	361 279 354 459 506 389 2348	195.67	-331
			Miyazawa, Takuya	161 162 201 259 259 201 1243	207.17	
			Shinbata, Yuhi	200 117 153 200 247 188 1105	184.17	
27.		RUS	Russia 1	445 346 384 399 362 411 2347	195.58	-332
			Kuznetsov, Nikita	222 173 169 188 212 222 1186	197.67	
			Okorokov, Maxim	223 173 215 211 150 189 1161	193.50	
28.		HKG	Hong Kong, China 2	372 416 407 334 406 407 2342	195.17	-337
			Wong, Tony	174 202 193 163 189 196 1117	186.17	
			Mak, Michael	198 214 214 171 217 211 1225	204.17	
29.		COL	Colombia 1	407 422 351 398 359 405 2342	195.17	-337
			Saavedra, Carlos Felipe	203 190 180 209 188 209 1179	196.50	
			Donado, Sebastian	204 232 171 189 171 196 1163	193.83	



30.		COL	Colombia 2	364 326 446 414 377 413 2340	195.00	-339
			Becerra, Andres	175 157 246 199 153 236 1166	194.33	
			Figueroa, Jorge	189 169 200 215 224 177 1174	195.67	
31.		GER	Germany 1	375 385 345 456 406 373 2340	195.00	-339
			Schurian, Christoph	183 195 167 242 203 192 1182	197.00	
			Franz, Fabian	192 190 178 214 203 181 1158	193.00	
32.		LAT	Latvia 1	400 351 435 413 351 387 2337	194.75	-342
			Levikins, Arturs	203 160 208 222 200 237 1230	205.00	
			Veliks, Armands	197 191 227 191 151 150 1107	184.50	
33.		MEX	Mexico 1	403 382 397 364 394 395 2335	194.58	-344
			Pelayo, Brandon	173 202 188 182 200 223 1168	194.67	
			Herrera, Mario	230 180 209 182 194 172 1167	194.50	
34.		TPE	Taipei Chinese 1	337 364 385 416 450 382 2334	194.50	-345
			Tao, Kuan-Wei	170 178 182 181 237 213 1161	193.50	
			Yang, Chia-Hao	167 186 203 235 213 169 1173	195.50	
35.		CAN	Canada 2	406 365 377 399 352 423 2322	193.50	-357
			Klassen, Jordan	214 168 187 217 185 200 1171	195.17	
			Maurice, Kevin	192 197 190 182 167 223 1151	191.83	
36.		QAT	Qatar 2	314 371 405 426 380 403 2299	191.58	-380
			Al-Deyab, Jassem	180 183 214 193 203 178 1151	191.83	
			Al-Deyab, Ahmed	134 188 191 233 177 225 1148	191.33	
37.		CRC	Costa Rica 1	395 422 408 358 390 324 2297	191.42	-382
			Madriz Masis, Rodolfo	171 232 212 189 212 163 1179	196.50	
			Robert Ruiz, Antonio	224 190 196 169 178 161 1118	186.33	
38.		RUS	Russia 2	365 387 358 444 414 327 2295	191.25	-384
			Belenkiy, Mikhail	150 192 168 201 190 159 1060	176.67	
			Filippov, Igor	215 195 190 243 224 168 1235	205.83	
39.		CZE	Czech 1	380 359 396 340 432 383 2290	190.83	-389
			Muzik, Michal	196 194 208 195 239 209 1241	206.83	
			Homola, Lukas	184 165 188 145 193 174 1049	174.83	
40.		POL	Poland 1	415 310 337 384 473 370 2289	190.75	-390
			Preus, Patryk	209 168 181 184 243 190 1175	195.83	
			Olejniczak, Tomasz	206 142 156 200 230 180 1114	185.67	
41.		FRA	France 2	386 374 366 360 392 410 2288	190.67	-391
			Mouveroux, Gaetan	204 212 192 167 223 222 1220	203.33	
			Saulnier, Valentin	182 162 174 193 169 188 1068	178.00	
42.		ISR	Israel 1	391 381 467 375 339 334 2287	190.58	-392
			Nechushtan, Omer	210 159 253 216 143 167 1148	191.33	
			Efraty, Shahar	181 222 214 159 196 167 1139	189.83	
43.		FRA	France 1	339 498 403 336 330 376 2282	190.17	-397
			Hachin, Christophe	154 262 190 147 157 193 1103	183.83	
			Gerard, Nicolas	185 236 213 189 173 183 1179	196.50	
44.		PHI	Philippines 1	398 385 323 458 392 319 2275	189.58	-404
			Malign, Ivan Dominic	232 206 140 279 171 169 1197	199.50	
			Tan, Merwin Matheiu	166 179 183 179 221 150 1078	179.67	

45.		SIN	Singapore 2	425 348 356 388 386 363 2266	188.83	-413
			Ong, Darren	237 189 176 169 210 180 1161 193.50		
			Saw, Howard	188 159 180 219 176 183 1105 184.17		
46.		NZL	New Zealand 2	355 414 362 366 388 376 2261	188.42	-418
			Carbonell, Anthony	170 201 195 183 171 191 1111 185.17		
			Brooks, Blake	185 213 167 183 217 185 1150 191.67		
47.		NOR	Norway 2	357 400 346 388 390 377 2258	188.17	-421
			Espen, Arvid	187 199 210 171 191 160 1118 186.33		
			Kulseng, Øyvvin	170 201 136 217 199 217 1140 190.00		
48.		CHN	China 1	369 382 334 363 441 364 2253	187.75	-426
			Wang, Jiahao	195 187 203 203 217 192 1197 199.50		
			Xu, Chen	174 195 131 160 224 172 1056 176.00		
49.		AUS	Australia 1	354 368 374 317 421 411 2245	187.08	-434
			Murray, Michael	151 164 186 153 196 211 1061 176.83		
			Leming, Jayden	203 204 188 164 225 200 1184 197.33		
50.		ISR	Israel 2	362 336 392 407 389 356 2242	186.83	-437
			Sharet, Ido	166 146 206 198 200 176 1092 182.00		
			Shpiezman, Or	196 190 186 209 189 180 1150 191.67		
51.		MAC	Macau, China 1	415 332 328 380 377 407 2239	186.58	-440
			Cheang, Chi Him	191 150 152 179 159 214 1045 174.17		
			Lam, Jek Long	224 182 176 201 218 193 1194 199.00		
52.		ENG	England 1	357 384 406 374 377 339 2237	186.42	-442
			Hooper, Curtis	189 200 191 200 176 199 1155 192.50		
			Clayton, Matthew	168 184 215 174 201 140 1082 180.33		
53.		UAE	UAE 1	352 381 397 309 370 427 2236	186.33	-443
			Al Shamsi, Khamis	190 193 187 143 214 266 1193 198.83		
			Al Qubaisi, Sultan Mk	162 188 210 166 156 161 1043 173.83		
54.		UAE	UAE 2	372 366 433 386 327 346 2230	185.83	-449
			Al Saadi, Obaid	187 202 179 212 179 190 1149 191.50		
			Al Qubaisi, Ahmed Mk	185 164 254 174 148 156 1081 180.17		
55.		TPE	Taipei Chinese 2	348 318 428 380 449 305 2228	185.67	-451
			Chang, Cheng	210 182 244 197 232 143 1208 201.33		
			Lin, Chia-Ching	138 136 184 183 217 162 1020 170.00		
56.		PHI	Philippines 2	363 371 401 329 363 388 2215	184.58	-464
			Young, Ariel	184 170 181 169 185 191 1080 180.00		
			Cremen, Kherwin Ren	179 201 220 160 178 197 1135 189.17		
57.		ITA	Italy 1	402 395 350 353 354 361 2215	184.58	-464
			Tonno, Giuseppe	183 213 188 170 187 175 1116 186.00		
			DAstolfi, Giovanni	219 182 162 183 167 186 1099 183.17		
58.		KOR	Korea 1	332 374 375 370 378 384 2213	184.42	-466
			Im, Gyeo Lui	167 192 189 181 165 194 1088 181.33		
			Kim, Sunghwan	165 182 186 189 213 190 1125 187.50		
59.		INA	Indonesia 2	389 381 345 348 337 408 2208	184.00	-471
			Islam, Billy Muhammad	212 192 183 147 177 218 1129 188.17		
			Widiantoro, Adhiguna	177 189 162 201 160 190 1079 179.83		

60.		SCO	Scotland 2	352 364 418 351 308 406 2199	183.25	-480
			McKay, Daniel	167 178 204 183 141 214 1087	181.17	
			Williamson, Martin	185 186 214 168 167 192 1112	185.33	
61.		THA	Thailand 2	351 380 376 363 410 314 2194	182.83	-485
			Suttikaow, Sittikorn	175 202 178 186 236 133 1110	185.00	
			Cheng, Atchariya	176 178 198 177 174 181 1084	180.67	
62.		THA	Thailand 1	397 355 334 353 355 392 2186	182.17	-493
			Chuseang, Lapasdanai	195 194 158 179 197 176 1099	183.17	
			Kunumphon, Krittin	202 161 176 174 158 216 1087	181.17	
63.		EGY	Egypt 2	336 404 349 433 322 339 2183	181.92	-496
			Gamal, Ahmed	161 214 146 223 145 167 1056	176.00	
			Eid, Islam	175 190 203 210 177 172 1127	187.83	
64.		QAT	Qatar 1	354 301 375 300 403 448 2181	181.75	-498
			Al-Merekhi, Mohammed	164 159 183 145 158 212 1021	170.17	
			Almuraikhi, Jassim	190 142 192 155 245 236 1160	193.33	
65.		PER	Peru 2	345 346 348 339 450 353 2181	181.75	-498
			Yuzuriha, Sebastian	163 189 174 173 223 178 1100	183.33	
			Kishimoto, Kenny	182 157 174 166 227 175 1081	180.17	
66.		KSA	Saudi Arabia 2	376 402 297 377 400 325 2177	181.42	-502
			Aldossary, Fahad	212 235 156 204 200 159 1166	194.33	
			Almasri, Sultan	164 167 141 173 200 166 1011	168.50	
67.		NOR	Norway 1	377 329 362 341 382 374 2165	180.42	-514
			Reinertsen, Mathias	227 156 154 143 192 179 1051	175.17	
			Selvnes, Pål	150 173 208 198 190 195 1114	185.67	
68.		VEN	Venezuela 1	382 362 278 355 394 383 2154	179.50	-525
			Mota, Lucas	157 169 130 161 190 162 969	161.50	
			Perrino Jr, Sandro	225 193 148 194 204 221 1185	197.50	
69.		AUS	Australia 2	357 384 322 360 335 395 2153	179.42	-526
			Thompson, Caine	196 172 163 175 167 200 1073	178.83	
			White, Paul	161 212 159 185 168 195 1080	180.00	
70.		KSA	Saudi Arabia 1	354 357 356 329 340 410 2146	178.83	-533
			Alkheliwi, Abdulrahman	160 199 187 179 168 188 1081	180.17	
			Oraif, Hassan	194 158 169 150 172 222 1065	177.50	
71.		NZL	New Zealand 1	378 323 359 337 358 382 2137	178.08	-542
			Miklos, John	195 174 205 193 136 190 1093	182.17	
			Allardyce, Kaleb	183 149 154 144 222 192 1044	174.00	
72.		SUI	Switzerland 1	374 350 369 351 325 338 2107	175.58	-572
			Chalongboon, Phonthawat	158 180 151 141 126 138 894	149.00	
			Sturzenegger, Phillip	216 170 218 210 199 200 1213	202.17	
73.		ROU	Romania 1	323 331 341 423 340 348 2106	175.50	-573
			Buga, Victor-Cosmin	137 161 171 225 169 168 1031	171.83	
			Mihai- Pavel, Robert	186 170 170 198 171 180 1075	179.17	
74.		SCO	Scotland 1	378 364 352 304 384 321 2103	175.25	-576
			Biondi, Marco	183 201 183 158 199 173 1097	182.83	
			MacColl, Michael	195 163 169 146 185 148 1006	167.67	

75.		PER	Peru 1	328 370 400 343 349 287 2077	173.08	-602
			Yuzuriha, Juan Andres	158 177 186 166 181 167 1035	172.50	
			Ishikawa, Alejandro	170 193 214 177 168 120 1042	173.67	
76.		BRN	Bahrain 1	365 304 362 366 349 327 2073	172.75	-606
			Al Mass, Ali	128 157 161 194 169 149 958	159.67	
			Ebrahim, Husain	237 147 201 172 180 178 1115	185.83	
77.		SUI	Switzerland 2	408 323 327 319 332 362 2071	172.58	-608
			Joerg, Marc	182 156 153 166 183 165 1005	167.50	
			Scholz, Ramon	226 167 174 153 149 197 1066	177.67	
78.		POL	Poland 2	351 317 398 348 292 347 2053	171.08	-626
			Suwala, Maciej	148 128 187 113 130 189 895	149.17	
			Lutowski, Tomasz	203 189 211 235 162 158 1158	193.00	
79.		PAK	Pakistan 1	317 338 340 329 344 360 2028	169.00	-651
			Saldera, Ahmed	147 159 170 167 179 177 999	166.50	
			Suria, Ali	170 179 170 162 165 183 1029	171.50	
80.		EGY	Egypt 1	338 311 349 335 333 358 2024	168.67	-655
			Nour, Amr	173 148 161 167 165 187 1001	166.83	
			Essa, Mohamed	165 163 188 168 168 171 1023	170.50	
81.		MAC	Macau, China 2	330 304 322 321 377 319 1973	164.42	-706
			Wong, Chi Weng	200 148 146 171 178 171 1014	169.00	
			Chiu, Hou Leong	130 156 176 150 199 148 959	159.83	
82.		ROU	Romania 2	374 338 294 339 293 299 1937	161.42	-742
			Orlanda, David	204 201 140 186 173 130 1034	172.33	
			Arbanas, Alexandru	170 137 154 153 120 169 903	150.50	

Players from make up teams

Country	Player	G1	G2	G3	G4	G5	G6	Total	Avg
	Sloan, Christopher	225	190	196	226	258	232	1327	221.17
	Tariq, Faizan	183	147	164	167	182	168	1011	168.50

Results for Team – Boys

Team Boys Final

Lane pattern category: Long



Lane pattern: Mexico City - 45 feet

Place	Country	Team	Player	G1	Total	Avg	Diff
1.		USA U.S.A. 1	Farber, Matthew	206	206	206.00	
			Young, Gregory	204	204	204.00	
			Doyle, Kamron	200	200	200.00	
			Low, Wesley	202	202	202.00	
				812	812	203.00	0
2.		MAS Malaysia 1	Ismail, Muhd Rafiq	174	174	174.00	
			Tan Chye Chern, Timmy	145	145	145.00	
			Sagan, Jonathan Ding	168	168	168.00	
			Fishol, Ahmad Muaz	248	248	248.00	
				735	735	183.75	-77

Team Boys Semi Final 1

Lane pattern category: Long



Lane pattern: Mexico City - 45 feet

1.		USA U.S.A. 1	Farber, Matthew	168	168	168.00	
			Young, Gregory	221	221	221.00	
			Doyle, Kamron	215	215	215.00	
			Low, Wesley	172	172	172.00	
				776	776	194.00	0
2.		JPN Japan 1	Chiba, Tetsuya	189	189	189.00	
			Shinbata, Yuhi	203	203	203.00	
			Miyazawa, Takuya	160	160	160.00	
			Yoshida, Kenta	208	208	208.00	
				760	760	190.00	-16

Team Boys Semi Final 2

Lane pattern category: Short

Lane pattern: Beijing - 35 feet

Place	Country	Team	Player	G1	Total	Avg	Diff
1.		MAS Malaysia 1	Ismail, Muhd Rafiq	211	211	211.00	
			Tan Chye Chern, Timmy	242	242	242.00	
			Sagan, Jonathan Ding	244	244	244.00	
			Fishol, Ahmad Muaz	212	212	212.00	
				909	909	227.25	0
2.		ENG England 1	Hooper, Curtis	214	214	214.00	
			Clayton, Matthew	206	206	206.00	
			Lam, Christopher	160	160	160.00	
			Crosby, Elliot	158	158	158.00	
				738	738	184.50	-171




Qualification Results for Team - Boys








Lane pattern category Block 1: Long









Lane pattern: Mexico City - 45 feet










Lane pattern category Block 2: Short

Lane pattern: Beijing - 35 feet

Place	Country	Team	G1	G2	G3	G4	G5	G6	Total	Avg	Diff
1.		USA U.S.A. 1	756	917	900	936	951	908	5368	223.67	0
		Farber, Matthew	172	233	188	189	236	238	1256	209.33	
		Young, Gregory	178	224	277	189	210	198	1276	212.67	
		Doyle, Kamron	205	214	232	258	257	249	1415	235.83	
		Low, Wesley	201	246	203	300	248	223	1421	236.83	
2.		MALAYSIA Malaysia 1	769	928	795	822	813	939	5066	211.08	-302
		Ismail, Muhd Rafiq	268	220	179	206	203	230	1306	217.67	
		Tan Chye Chern, Timmy	189	258	205	226	231	247	1356	226.00	
		Sagan, Jonathan Ding	161	207	224	157	178	258	1185	197.50	
		Fishol, Ahmad Muaz	151	243	187	233	201	204	1219	203.17	
3.		ENG England 1	965	832	640	909	822	833	5001	208.38	-367
		Hooper, Curtis	218	221	156	237	247	193	1272	212.00	
		Clayton, Matthew	221	190	171	234	198	257	1271	211.83	
		Lam, Christopher	259	196	152	235	184	165	1191	198.50	
		Crosby, Elliot	267	225	161	203	193	218	1267	211.17	
4.		JPN Japan 1	786	827	820	805	972	770	4980	207.50	-388
		Chiba, Tetsuya	212	221	218	188	235	201	1275	212.50	
		Shinbata, Yuhi	217	174	202	201	244	247	1285	214.17	
		Miyazawa, Takuya	187	201	218	215	248	160	1229	204.83	
		Yoshida, Kenta	170	231	182	201	245	162	1191	198.50	
5.		SWE Sweden 1	763	913	795	889	787	830	4977	207.38	-391
		Jansson, Markus	186	181	176	176	162	140	1021	170.17	
		Andersson, Pontus	200	279	224	239	177	198	1317	219.50	
		Johnson, Magnus	183	235	212	238	211	213	1292	215.33	
		Svensson, Jesper	194	218	183	236	237	279	1347	224.50	
6.		FIN Finland 1	826	815	763	755	905	842	4906	204.42	-462
		Lehtonen, Tatu	186	235	216	198	202	169	1206	201.00	
		Rikkola, Juuso	197	195	172	157	238	147	1106	184.33	
		Konttila, Saku	206	193	218	224	245	269	1355	225.83	
		Kallio, Jesse	237	192	157	176	220	257	1239	206.50	
7.		GER Germany 1	917	857	699	849	772	804	4898	204.08	-470
		Filor, Rene	267	211	212	221	182	166	1259	209.83	
		Franz, Fabian	248	233	157	178	191	191	1198	199.67	
		Schurian, Christoph	184	211	157	236	201	223	1212	202.00	
		Birlinger, Christian	218	202	173	214	198	224	1229	204.83	
8.		CAN Canada 1	853	846	713	672	848	881	4813	200.54	-555
		Maurice, Kevin	192	193	193	179	232	227	1216	202.67	
		Klassen, Jordan	198	236	149	161	169	192	1105	184.17	
		Fach, Curtis	228	225	180	141	258	258	1290	215.00	
		Hupé, Mitch	235	192	191	191	189	204	1202	200.33	

9.		AUS	Australia 1	866 664 788 736 787 871 4712	196.33	-656
			Thompson, Caine	172 160 185 176 180 174 1047	174.50	
			Murray, Michael	266 187 201 181 213 190 1238	206.33	
			Leming, Jayden	213 163 191 181 211 267 1226	204.33	
			White, Paul	215 154 211 198 183 240 1201	200.17	
10.		TPE	Taipei Chinese 1	773 827 771 768 726 847 4712	196.33	-656
			Chang, Cheng	198 217 218 211 165 289 1298	216.33	
			Lin, Chia-Ching	205 180 193 201 157 141 1077	179.50	
			Tao, Kuan-Wei	214 204 180 178 192 212 1180	196.67	
			Yang, Chia-Hao	156 226 180 178 212 205 1157	192.83	
11.		MEX	Mexico 1	752 702 796 811 726 885 4672	194.67	-696
			Kassian, Enrique	171 178 180 182 198 243 1152	192.00	
			Herrera, Mario	207 162 181 192 184 189 1115	185.83	
			Pelayo, Brandon	210 169 222 203 187 196 1187	197.83	
			Fors, Andre	164 193 213 234 157 257 1218	203.00	
12.		PER	Peru 1	819 882 775 605 757 827 4665	194.38	-703
			Yuzuriha, Juan Andres	232 202 224 168 225 218 1269	211.50	
			Ishikawa, Alejandro	183 238 193 148 143 186 1091	181.83	
			Yuzuriha, Sebastian	200 226 145 126 198 240 1135	189.17	
			Kishimoto, Kenny	204 216 213 163 191 183 1170	195.00	
13.		INA	Indonesia 1	765 816 730 836 739 777 4663	194.29	-705
			Islam, Billy Muhammad	194 198 201 218 182 210 1203	200.50	
			Wiguna, Imam	181 158 151 200 209 212 1111	185.17	
			Syahril, Diwan Rezaldy	196 255 190 180 168 187 1176	196.00	
			Widiantoro, Adhiguna	194 205 188 238 180 168 1173	195.50	
14.		ITA	Italy 1	791 718 781 809 797 763 4659	194.12	-709
			Tonno, Giuseppe	184 210 203 208 184 164 1153	192.17	
			DAstolfi, Giovanni	202 165 185 173 238 223 1186	197.67	
			Fiorentino, Antonino	178 167 214 204 179 202 1144	190.67	
			Pongolini, Nicola	227 176 179 224 196 174 1176	196.00	
15.		CZE	Czech 1	833 887 659 857 728 689 4653	193.88	-715
			Lorenc, Jaroslav	236 202 200 221 212 168 1239	206.50	
			Muzik, Michal	207 195 160 173 146 207 1088	181.33	
			Homola, Lukas	206 244 144 240 204 157 1195	199.17	
			Talpa, Marek	184 246 155 223 166 157 1131	188.50	
16.		CRC	Costa Rica 1	759 772 807 741 826 730 4635	193.12	-733
			Rodriguez, Juan	191 171 194 170 222 171 1119	186.50	
			Madriz Masis, Rodolfo	216 219 248 192 187 203 1265	210.83	
			Robert Ruiz, Antonio	182 176 188 213 205 172 1136	189.33	
			Stanley, James	170 206 177 166 212 184 1115	185.83	
17.		KOR	Korea 1	753 736 723 788 820 807 4627	192.79	-741
			Lee, Ik Kyu	164 184 203 217 189 216 1173	195.50	
			Im, Gyeo Lui	203 173 180 179 215 191 1141	190.17	
			Kim, Sunghwan	203 198 149 226 183 211 1170	195.00	
			Choi, Woo Sub	183 181 191 166 233 189 1143	190.50	

18.		HKG	Hong Kong, China 1	646 696 885 789 814 790 4620	192.50	-748
			Hui, Ashley	166 192 172 178 149 147 1004	167.33	
			Tsang, David	157 168 233 212 224 187 1181	196.83	
			Wong, Tony	160 143 225 205 227 222 1182	197.00	
			Mak, Michael	163 193 255 194 214 234 1253	208.83	
19.		NOR	Norway 1	722 788 778 752 813 761 4614	192.25	-754
			Espen, Arvid	204 190 268 179 154 181 1176	196.00	
			Selvnes, Pål	154 209 182 190 218 199 1152	192.00	
			Reinertsen, Mathias	200 219 171 192 232 189 1203	200.50	
			Kulseng, Øyvinn	164 170 157 191 209 192 1083	180.50	
20.		FRA	France 1	809 784 816 698 739 746 4592	191.33	-776
			Mouveroux, Gaetan	187 186 236 175 202 180 1166	194.33	
			Hachin, Christophe	199 214 223 160 177 193 1166	194.33	
			Gerard, Nicolas	230 232 181 162 194 163 1162	193.67	
			Saulnier, Valentin	193 152 176 201 166 210 1098	183.00	
21.		RUS	Russia 1	727 681 814 795 798 739 4554	189.75	-814
			Okorokov, Maxim	182 181 205 189 258 204 1219	203.17	
			Belenkiy, Mikhail	191 172 183 176 198 194 1114	185.67	
			Filippov, Igor	173 168 224 215 175 202 1157	192.83	
			Kuznetsov, Nikita	181 160 202 215 167 139 1064	177.33	
22.		ISR	Israel 1	700 836 702 765 814 721 4538	189.08	-830
			Shpiezman, Or	189 242 208 189 192 142 1162	193.67	
			Efraty, Shahar	152 201 187 186 252 203 1181	196.83	
			Sharet, Ido	179 199 148 182 160 189 1057	176.17	
			Nechushtan, Omer	180 194 159 208 210 187 1138	189.67	
23.		QAT	Qatar 1	732 641 856 745 757 804 4535	188.96	-833
			Al-Devab, Jassem	187 166 235 195 195 174 1152	192.00	
			Al-Merekhi, Mohammed	147 137 192 166 168 192 1002	167.00	
			Almuraikhi, Jassim	185 146 214 226 205 237 1213	202.17	
			Al-Devab, Ahmed	213 192 215 158 189 201 1168	194.67	
24.		SIN	Singapore 1	780 689 748 750 740 783 4490	187.08	-878
			Chong, Alex	210 180 181 199 153 203 1126	187.67	
			Saw, Howard	167 179 199 185 168 158 1056	176.00	
			Tan, Alexander	214 175 139 193 163 221 1105	184.17	
			Ong, Darren	189 155 229 173 256 201 1203	200.50	
25.		EGY	Egypt 1	738 684 779 781 793 702 4477	186.54	-891
			Eid, Islam	188 185 217 222 197 180 1189	198.17	
			Gamal, Ahmed	201 186 181 229 231 150 1178	196.33	
			Nour, Amr	208 158 191 169 189 182 1097	182.83	
			Essa, Mohamed	141 155 190 161 176 190 1013	168.83	
26.		THA	Thailand 1	683 729 677 788 787 790 4454	185.58	-914
			Kunumphon, Krittin	166 201 174 195 188 185 1109	184.83	
			Chuseang, Lapasdanai	137 171 131 178 198 169 984	164.00	
			Suttikaow, Sittikorn	186 176 168 200 166 214 1110	185.00	
			Cheng, Atchariya	194 181 204 215 235 222 1251	208.50	

27.		KUW	Kuwait 1	807 669 704 741 769 756 4446	185.25	-922
			Al Mousawi, Mostafa	180 190 175 205 242 174 1166	194.33	
			Suwayed, Abdulrahman	223 179 201 125 181 144 1053	175.50	
			Al Roomi, Aseel	168 131 143 195 184 198 1019	169.83	
			Ahmad, Abdullah	236 169 185 216 162 240 1208	201.33	
28.		ROU	Romania 1	730 692 745 805 766 697 4435	184.79	-933
			Bugă, Victor-Cosmin	200 146 147 169 206 175 1043	173.83	
			Mihai- Pavel, Robert	198 168 165 192 183 170 1076	179.33	
			Arbanas, Alexandru	176 192 200 213 206 181 1168	194.67	
			Orlanda, David	156 186 233 231 171 171 1148	191.33	
29.		PHI	Philippines 1	709 800 720 750 729 715 4423	184.29	-945
			Maliq, Ivan Dominic	179 191 183 186 181 166 1086	181.00	
			Young, Ariel	178 226 137 206 172 189 1108	184.67	
			Tan, Merwin Matheiu	176 168 222 190 176 149 1081	180.17	
			Cremen, Kherwin Ren	176 215 178 168 200 211 1148	191.33	
30.		COL	Colombia 1	698 796 693 712 774 742 4415	183.96	-953
			Figueroa, Jorge	148 234 146 202 183 214 1127	187.83	
			Donado, Sebastian	185 212 183 199 183 149 1111	185.17	
			Becerra, Andres	150 177 190 166 202 207 1092	182.00	
			Saavedra, Carlos Felipe	215 173 174 145 206 172 1085	180.83	
31.		POL	Poland 1	809 737 733 701 724 702 4406	183.58	-962
			Lutowski, Tomasz	202 188 154 188 190 169 1091	181.83	
			Suwala, Maciej	191 201 124 222 174 166 1078	179.67	
			Oleiniczak, Tomasz	222 177 222 191 164 185 1161	193.50	
			Preus, Patryk	194 171 233 100 196 182 1076	179.33	
32.		SCO	Scotland 1	761 735 726 648 817 699 4386	182.75	-982
			Biondi, Marco	233 177 209 173 211 178 1181	196.83	
			Williamson, Martin	179 179 178 143 205 157 1041	173.50	
			McKay, Daniel	157 194 206 149 256 189 1151	191.83	
			MacColl, Michael	192 185 133 183 145 175 1013	168.83	
33.		NZL	New Zealand 1	799 701 833 626 741 677 4377	182.38	-991
			Allardyce, Kaleb	202 191 215 166 158 160 1092	182.00	
			Miklos, John	211 156 187 151 181 157 1043	173.83	
			Carbonell, Anthony	207 200 217 155 215 183 1177	196.17	
			Brooks, Blake	179 154 214 154 187 177 1065	177.50	
34.		BRN	Bahrain 1	718 641 719 772 775 725 4350	181.25	-1018
			Al Goud, Ahmed	171 193 195 210 185 193 1147	191.17	
			Al Mass, Ali	138 183 160 184 204 149 1018	169.67	
			Ebrahim, Husain	224 135 163 197 195 190 1104	184.00	
			Selail, Taha	185 130 201 181 191 193 1081	180.17	
35.		UAE	UAE 1	656 751 706 715 755 760 4343	180.96	-1025
			Al Saadi, Obaid	155 181 146 204 197 194 1077	179.50	
			Al Qubaisi, Ahmed Mk	133 214 182 154 161 187 1031	171.83	
			Al Shamsi, Khamis	189 186 187 199 191 211 1163	193.83	
			Al Qubaisi, Sultan Mk	179 170 191 158 206 168 1072	178.67	

36.		KSA	Saudi Arabia 1	662 707 681 750 702 769	4271	177.96	-1097
			Alkheldwi, Abdulrahman	178 182 170 185 172 191	1078	179.67	
			Almasri, Sultan	162 165 159 199 175 204	1064	177.33	
			Aldossary, Fahad	168 190 192 167 176 152	1045	174.17	
			Oraif, Hassan	154 170 160 199 179 222	1084	180.67	
37.		MAC	Macau, China 1	788 680 628 721 702 687	4206	175.25	-1162
			Wong, Chi Weng	203 152 165 167 147 200	1034	172.33	
			Cheang, Chi Him	211 173 135 200 163 161	1043	173.83	
			Chiu, Hou Leong	187 183 162 165 180 146	1023	170.50	
			Lam, Tek Long	187 172 166 189 212 180	1106	184.33	
38.		SUI	Switzerland 1	720 742 767 638 564 743	4174	173.92	-1194
			Joerg, Marc	179 200 181 131 136 202	1029	171.50	
			Chalongboon, Phonthawat	178 180 188 143 97 153	939	156.50	
			Sturzenegger, Phillip	198 194 153 165 150 193	1053	175.50	
			Scholz, Ramon	165 168 245 199 181 195	1153	192.17	

Players from make up teams

Country	Player	G1	G2	G3	G4	G5	G6	Total	Avg
	Wang, Jiahao	147	209	201	201	195	178	1131	188.50
	Xu, Chen	175	156	178	184	161	175	1029	171.50
	Sloan, Christopher	167	212	154	213	239	247	1232	205.33
	Jonsson, Arnar D	248	221	194	188	214	231	1296	216.00
	Sigurdsson, Einar S	199	174	151	127	171	187	1009	168.17
	Levikins, Arturs	189	211	191	161	216	190	1158	193.00
	Veliks, Armands	206	186	191	119	144	161	1007	167.83
	Hilferink, Ramon	221	252	194	258	246	222	1393	232.17
	van Weeren, Jord	188	182	235	172	207	164	1148	191.33
	Saldera, Ahmed	190	129	177	121	159	148	924	154.00
	Suria, Ali	165	168	156	136	154	165	944	157.33
	Tariq, Faizan	160	161	121	170	158	206	976	162.67
	Mota, Lucas	158	180	188	195	226	227	1174	195.67
	Perrino Jr, Sandro	193	202	175	194	181	187	1132	188.67

Results for All Events – Boys

Place	Country	Player	Single	Double	Team	Total	Avg	Diff
1.	USA	Low, Wesley	1431	1372	1421	4224	234.67	0
2.	USA	Doyle, Kamron	1331	1349	1415	4095	227.50	-129
3.	SWE	Svensson, Jesper	1412	1319	1347	4078	226.56	-146
4.	MAS	Ismail, Muhd Rafiq	1371	1253	1306	3930	218.33	-294
5.	NED	Hilferink, Ramon	1265	1245	1393	3903	216.83	-321
6.	SWE	Andersson, Pontus	1208	1371	1317	3896	216.44	-328
7.	HKG	Mak, Michael	1417	1225	1253	3895	216.39	-329
8.	MAS	Tan Chye Chern, Timmy	1270	1226	1356	3852	214.00	-372
9.	MAS	Fishol, Ahmad Muaz	1328	1258	1219	3805	211.39	-419
10.	SWE	Johnson, Magnus	1327	1177	1292	3796	210.89	-428
11.	FIN	Konttila, Saku	1234	1202	1355	3791	210.61	-433
12.	USA	Farber, Matthew	1239	1281	1256	3776	209.78	-448
13.	KOR	Choi, Woo Sub	1413	1215	1143	3771	209.50	-453
14.	CAN	Fach, Curtis	1225	1254	1290	3769	209.39	-455
15.	JPN	Miyazawa, Takuya	1291	1243	1229	3763	209.06	-461
16.	KOR	Lee, Ik Kyu	1396	1186	1173	3755	208.61	-469
17.	RUS	Okorokov, Maxim	1367	1161	1219	3747	208.17	-477
18.	USA	Young, Gregory	1200	1269	1276	3745	208.06	-479
19.	TPE	Chang, Cheng	1230	1208	1298	3736	207.56	-488
20.	ENG	Lam, Christopher	1314	1228	1191	3733	207.39	-491
21.	FIN	Kallio, Jesse	1256	1235	1239	3730	207.22	-494
22.	ISL	Jonsson, Arnar D	1225	1205	1296	3726	207.00	-498
23.	IRL	Sloan, Christopher	1141	1327	1232	3700	205.56	-524
24.	JPN	Shinbata, Yuhi	1308	1105	1285	3698	205.44	-526
25.	THA	Cheng, Atchariya	1361	1084	1251	3696	205.33	-528
26.	CRC	Stanley, James	1355	1223	1115	3693	205.17	-531
27.	FRA	Mouveroux, Gaetan	1303	1220	1166	3689	204.94	-535
28.	KUW	Ahmad, Abdullah	1243	1237	1208	3688	204.89	-536
29.	MEX	Fors, Andre	1186	1281	1218	3685	204.72	-539
30.	ITA	Fiorentino, Antonino	1279	1261	1144	3684	204.67	-540
31.	JPN	Chiba, Tetsuya	1235	1173	1275	3683	204.61	-541
32.	MEX	Kassian, Enrique	1222	1301	1152	3675	204.17	-549
33.	MEX	Herrera, Mario	1388	1167	1115	3670	203.89	-554
34.	ISR	Efraty, Shazar	1342	1139	1181	3662	203.44	-562
35.	MAS	Sagan, Jonathan Ding	1271	1201	1185	3657	203.17	-567
36.	CZE	Talpa, Marek	1252	1263	1131	3646	202.56	-578
37.	CRC	Madriz Masis, Rodolfo	1201	1179	1265	3645	202.50	-579
38.	ENG	Crosby, Elliot	1139	1229	1267	3635	201.94	-589
39.	INA	Islam, Billy Muhammad	1293	1129	1203	3625	201.39	-599

40.		CZE	Muzik, Michal	1295	1241	1088	3624	201.33	-600
41.		GER	Filor, Rene	1116	1249	1259	3624	201.33	-600
42.		SWE	Jansson, Markus	1295	1308	1021	3624	201.33	-600
43.		HKG	Tsang, David	1209	1233	1181	3623	201.28	-601
44.		NED	van Weeren, Jord	1231	1226	1148	3605	200.28	-619
45.		ENG	Hooper, Curtis	1176	1155	1272	3603	200.17	-621
46.		BRN	Al Goud, Ahmed	1258	1198	1147	3603	200.17	-621
47.		CRC	Rodriguez, Juan	1258	1223	1119	3600	200.00	-624
48.		CAN	Maurice, Kevin	1231	1151	1216	3598	199.89	-626
49.		AUS	White, Paul	1307	1080	1201	3588	199.33	-636
50.		SIN	Tan, Alexander	1303	1178	1105	3586	199.22	-638
51.		INA	Syahril, Diwan Rezaldy	1241	1160	1176	3577	198.72	-647
52.		CAN	Hupé, Mitch	1152	1219	1202	3573	198.50	-651
53.		EGY	Eid, Islam	1254	1127	1189	3570	198.33	-654
54.		UAE	Al Shamsi, Khamis	1212	1193	1163	3568	198.22	-656
55.		SIN	Chong, Alex	1246	1194	1126	3566	198.11	-658
56.		KUW	Al Mousawi, Mostafa	1111	1282	1166	3559	197.72	-665
57.		ENG	Clayton, Matthew	1201	1082	1271	3554	197.44	-670
58.		QAT	Almuraikhi, Jassim	1178	1160	1213	3551	197.28	-673
59.		FIN	Lehtonen, Tatu	1132	1212	1206	3550	197.22	-674
60.		GER	Schurian, Christoph	1144	1182	1212	3538	196.56	-686
61.		ITA	Ponqolini, Nicola	1236	1123	1176	3535	196.39	-689
62.		GER	Birlinger, Christian	1056	1249	1229	3534	196.33	-690
63.		KOR	Im, Gyeo Lui	1298	1088	1141	3527	195.94	-697
64.		JPN	Yoshida, Kenta	1113	1212	1191	3516	195.33	-708
65.		INA	Widiantoro, Adhiguna	1263	1079	1173	3515	195.28	-709
66.		CZE	Lorenc, Jaroslav	1108	1167	1239	3514	195.22	-710
67.		KOR	Kim, Sunghwan	1218	1125	1170	3513	195.17	-711
68.		RUS	Kuznetsov, Nikita	1263	1186	1064	3513	195.17	-711
69.		NOR	Kulseng, Øyvvin	1285	1140	1083	3508	194.89	-716
70.		AUS	Murray, Michael	1209	1061	1238	3508	194.89	-716
71.		CHN	Wang, Jiahao	1180	1197	1131	3508	194.89	-716
72.		RUS	Filippov, Igor	1112	1235	1157	3504	194.67	-720
73.		TPE	Yang, Chia-Hao	1163	1173	1157	3493	194.06	-731
74.		INA	Wiguna, Imam	1191	1190	1111	3492	194.00	-732
75.		HKG	Wong, Tony	1190	1117	1182	3489	193.83	-735
76.		FRA	Saulnier, Valentin	1318	1068	1098	3484	193.56	-740
77.		NOR	Espen, Arvid	1182	1118	1176	3476	193.11	-748
78.		FIN	Rikkola, Juuso	1245	1125	1106	3476	193.11	-748
79.		BRN	Selail, Taha	1183	1210	1081	3474	193.00	-750
80.		PER	Yuzuriha, Sebastian	1234	1100	1135	3469	192.72	-755
81.		PHI	Young, Ariel	1280	1080	1108	3468	192.67	-756
82.		SIN	Ong, Darren	1099	1161	1203	3463	192.39	-761
83.		AUS	Leming, Jayden	1052	1184	1226	3462	192.33	-762
84.		EGY	Gamal, Ahmed	1225	1056	1178	3459	192.17	-765

85.		TPE	Tao, Kuan-Wei	1115	1161	1180	3456	192.00	-768
86.		ISR	Nechushtan, Omer	1170	1148	1138	3456	192.00	-768
87.		POL	Olejniczak, Tomasz	1173	1114	1161	3448	191.56	-776
88.		QAT	Al-Deyab, Jassem	1143	1151	1152	3446	191.44	-778
89.		LAT	Levikins, Arturs	1051	1230	1158	3439	191.06	-785
90.		COL	Becerra, Andres	1175	1166	1092	3433	190.72	-791
91.		NOR	Reinertsen, Mathias	1176	1051	1203	3430	190.56	-794
92.		POL	Preus, Patryk	1174	1175	1076	3425	190.28	-799
93.		PER	Kishimoto, Kenny	1173	1081	1170	3424	190.22	-800
94.		MAC	Lam, Iek Long	1123	1194	1106	3423	190.17	-801
95.		COL	Figueroa, Jorge	1113	1174	1127	3414	189.67	-810
96.		NOR	Selvnes, Pål	1147	1114	1152	3413	189.61	-811
97.		SCO	Biondi, Marco	1135	1097	1181	3413	189.61	-811
98.		FRA	Gerard, Nicolas	1071	1179	1162	3412	189.56	-812
99.		COL	Saavedra, Carlos Felipe	1142	1179	1085	3406	189.22	-818
100.		FRA	Hachin, Christophe	1135	1103	1166	3404	189.11	-820
101.		CAN	Klassen, Jordan	1128	1171	1105	3404	189.11	-820
102.		KUW	Al Roomi, Aseel	1252	1131	1019	3402	189.00	-822
103.		CRC	Robert Ruiz, Antonio	1144	1118	1136	3398	188.78	-826
104.		SIN	Saw, Howard	1230	1105	1056	3391	188.39	-833
105.		MEX	Pelayo, Brandon	1030	1168	1187	3385	188.06	-839
106.		VEN	Mota, Lucas	1241	969	1174	3384	188.00	-840
107.		EGY	Nour, Amr	1284	1001	1097	3382	187.89	-842
108.		VEN	Perrino Jr, Sandro	1064	1185	1132	3381	187.83	-843
109.		PHI	Cremen, Kherwin Ren	1097	1135	1148	3380	187.78	-844
110.		ITA	DAstolfi, Giovanni	1094	1099	1186	3379	187.72	-845
111.		ROU	Orlanda, David	1197	1034	1148	3379	187.72	-845
112.		COL	Donado, Sebastian	1081	1163	1111	3355	186.39	-869
113.		GER	Franz, Fabian	996	1158	1198	3352	186.22	-872
114.		ISR	Shpiezman, Or	1040	1150	1162	3352	186.22	-872
115.		QAT	Al-Deyab, Ahmed	1031	1148	1168	3347	185.94	-877
116.		CZE	Homola, Lukas	1101	1049	1195	3345	185.83	-879
117.		NZL	Carbonell, Anthony	1054	1111	1177	3342	185.67	-882
118.		ISL	Sigurdsson, Einar S	1140	1192	1009	3341	185.61	-883
119.		AUS	Thompson, Caine	1220	1073	1047	3340	185.56	-884
120.		SCO	McKay, Daniel	1094	1087	1151	3332	185.11	-892
121.		PHI	Malig, Ivan Dominic	1038	1197	1086	3321	184.50	-903
122.		RUS	Belenkiy, Mikhail	1143	1060	1114	3317	184.28	-907
123.		NZL	Brooks, Blake	1097	1150	1065	3312	184.00	-912
124.		ROU	Mihai- Pavel, Robert	1160	1075	1076	3311	183.94	-913
125.		PHI	Tan, Merwin Matheiu	1152	1078	1081	3311	183.94	-913
126.		KUW	Suwayed, Abdulrahman	1128	1125	1053	3306	183.67	-918
127.		SUI	Sturzenegger, Phillip	1037	1213	1053	3303	183.50	-921
128.		THA	Kunumphon, Krittin	1103	1087	1109	3299	183.28	-925
129.		KSA	Aldossary, Fahad	1086	1166	1045	3297	183.17	-927


130.		POL	Lutowski, Tomasz	1045	1158	1091	3294	183.00	-930
131.		UAE	Al Saadi, Obaid	1058	1149	1077	3284	182.44	-940
132.		ITA	Tonno, Giuseppe	1007	1116	1153	3276	182.00	-948
133.		SUI	Scholz, Ramon	1049	1066	1153	3268	181.56	-956
134.		KSA	Oraif, Hassan	1111	1065	1084	3260	181.11	-964
135.		BRN	Ebrahim, Husain	1039	1115	1104	3258	181.00	-966
136.		PER	Ishikawa, Alejandro	1122	1042	1091	3255	180.83	-969
137.		KSA	Almasri, Sultan	1178	1011	1064	3253	180.72	-971
138.		CHN	Xu, Chen	1168	1056	1029	3253	180.72	-971
139.		UAE	Al Qubaisi, Sultan Mk	1133	1043	1072	3248	180.44	-976
140.		HKG	Hui, Ashley	1082	1155	1004	3241	180.06	-983
141.		SCO	Williamson, Martin	1083	1112	1041	3236	179.78	-988
142.		PER	Yuzuriha, Juan Andres	926	1035	1269	3230	179.44	-994
143.		TPE	Lin, Chia-Ching	1131	1020	1077	3228	179.33	-996
144.		ISR	Sharet, Ido	1073	1092	1057	3222	179.00	-1002
145.		ROU	Arbanas, Alexandru	1119	903	1168	3190	177.22	-1034
146.		MAC	Wong, Chi Weng	1136	1014	1034	3184	176.89	-1040
147.		LAT	Veliks, Armands	1059	1107	1007	3173	176.28	-1051
148.		BRN	Al Mass, Ali	1195	958	1018	3171	176.17	-1053
149.		SCO	MacColl, Michael	1150	1006	1013	3169	176.06	-1055
150.		MAC	Cheang, Chi Him	1077	1045	1043	3165	175.83	-1059
151.		QAT	Al-Merekhi, Mohammed	1135	1021	1002	3158	175.44	-1066
152.		KSA	Alkheliwi, Abdulrahman	996	1081	1078	3155	175.28	-1069
153.		THA	Suttikaow, Sittikorn	934	1110	1110	3154	175.22	-1070
154.		UAE	Al Qubaisi, Ahmed Mk	1031	1081	1031	3143	174.61	-1081
155.		SUI	Joerg, Marc	1091	1005	1029	3125	173.61	-1099
156.		THA	Chuseang, Lapasdanai	1035	1099	984	3118	173.22	-1106
157.		NZL	Miklos, John	967	1093	1043	3103	172.39	-1121
158.		NZL	Allardyce, Kaleb	942	1044	1092	3078	171.00	-1146
159.		MAC	Chiu, Hou Leong	1063	959	1023	3045	169.17	-1179
160.		ROU	Buga, Victor-Cosmin	944	1031	1043	3018	167.67	-1206
161.		EGY	Essa, Mohamed	911	1023	1013	2947	163.72	-1277
162.		PAK	Suria, Ali	966	1029	944	2939	163.28	-1285
163.		PAK	Saldera, Ahmed	1003	999	924	2926	162.56	-1298
164.		POL	Suwala, Maciej	907	895	1078	2880	160.00	-1344
165.		PAK	Tariq, Faizan	891	1011	976	2878	159.89	-1346
166.		SUI	Chalongboon, Phonthawat	776	894	939	2609	144.94	-1615

Results for Masters – Girls


Lane pattern category: Dual

Left Lane Long – Right Lane Short



Masters Boys Final

Place	Player	Country	G1	Total	Avg	Diff
1.	Svensson, Jesper	 SWE	237	237	237.00	0
2.	Low, Wesley	 USA	227	227	227.00	-10

Masters Boys Semi Final 1

1.	Low, Wesley	 USA	227	227	227.00	0
2.	Doyle, Kamron	 USA	220	220	220.00	-7

Masters Boys Semi Final 2

1.	Svensson, Jesper	 SWE	206	206	206.00	0
2.	Andersson, Pontus	 SWE	195	195	195.00	-11

Masters Boys Step 2

Place	Country	Player	G1	G2	G3	G4	G5	G6	G7	G1-7	Bonus	Prev	Total	Diff
1.	SWE	Svensson, Jesper	236	224	192	247	236	231	189	1555	90	5386	7031	0
2.	USA	Low, Wesley	196	182	214	223	235	228	211	1489	50	5415	6954	-77
3.	USA	Doyle, Kamron	204	190	201	194	257	202	216	1464	60	5388	6912	-119
4.	SWE	Andersson, Pontus	236	159	210	228	275	263	211	1582	100	5136	6818	-213
5.	MAS	Ismail, Muhd Rafiq	189	231	236	181	235	213	235	1520	80	5131	6731	-300
6.	HKG	Mak, Michael	215	188	204	201	255	177	218	1458	60	5123	6641	-390
7.	KOR	Choi, Woo Sub	249	239	201	165	204	227	186	1471	60	5110	6641	-390
8.	SWE	Johnson, Magnus	171	190	169	206	184	268	207	1395	60	5132	6587	-444

Game 1

Match	Country	Player	Score	Bonus
1	SWE	Andersson, Pontus	236	10
	SWE	Svensson, Jesper	236	10
2	KOR	Choi, Woo Sub	249	20
	SWE	Johnson, Magnus	171	
3	MAS	Ismail, Muhd Rafiq	189	
	HKG	Mak, Michael	215	20
4	USA	Doyle, Kamron	204	20
	USA	Low, Wesley	196	

Game 2

Match	Country	Player	Score	Bonus
1	SWE	Andersson, Pontus	159	
	SWE	Johnson, Magnus	190	20
2	KOR	Choi, Woo Sub	239	20
	SWE	Svensson, Jesper	224	
3	MAS	Ismail, Muhd Rafiq	231	20
	USA	Low, Wesley	182	
4	USA	Doyle, Kamron	190	20
	HKG	Mak, Michael	188	

Game 3

Match	Country	Player	Score	Bonus
1	SWE	Andersson, Pontus	210	20
	KOR	Choi, Woo Sub	201	
2	USA	Low, Wesley	214	20
	HKG	Mak, Michael	204	
3	SWE	Johnson, Magnus	169	
	SWE	Svensson, Jesper	192	20
4	USA	Doyle, Kamron	201	
	MAS	Ismail, Muhd Rafiq	236	20

Game 4

Match	Country	Player	Score	Bonus
1	SWE	Andersson, Pontus	228	20
	HKG	Mak, Michael	201	
2	KOR	Choi, Woo Sub	165	
	USA	Low, Wesley	223	20
3	MAS	Ismail, Muhd Rafiq	181	
	SWE	Svensson, Jesper	247	20
4	USA	Doyle, Kamron	194	
	SWE	Johnson, Magnus	206	20

Game 5

Match	Country	Player	Score	Bonus
1	SWE	Andersson, Pontus	275	20
	USA	Doyle, Kamron	257	
2	KOR	Choi, Woo Sub	204	
	MAS	Ismail, Muhd Rafiq	235	20
3	SWE	Johnson, Magnus	184	
	HKG	Mak, Michael	255	20
4	USA	Low, Wesley	235	
	SWE	Svensson, Jesper	236	20

Game 6

Match	Country	Player	Score	Bonus
1	SWE	Andersson, Pontus	263	20
	MAS	Ismail, Muhd Rafiq	213	
2	KOR	Choi, Woo Sub	227	20
	HKG	Mak, Michael	177	
3	SWE	Johnson, Magnus	268	20
	USA	Low, Wesley	228	
4	USA	Doyle, Kamron	202	
	SWE	Svensson, Jesper	231	20

Game 7

Match	Country	Player	Score	Bonus
1	SWE	Andersson, Pontus	211	10
	USA	Low, Wesley	211	10
2	KOR	Choi, Woo Sub	186	
	USA	Doyle, Kamron	216	20
3	MAS	Ismail, Muhd Rafiq	235	20
	SWE	Johnson, Magnus	207	
4	HKG	Mak, Michael	218	20
	SWE	Svensson, Jesper	189	

Masters Boys Step 1

Place	Player	Country	G1	G2	G3	G4	G5	G6	G1-	Prev	Total	Avg	Diff
									G6				
1.	Low, Wesley	USA	181	181	212	224	162	231	1191	4224	5415	198.50	0
2.	Doyle, Kamron	USA	241	175	249	200	225	203	1293	4095	5388	215.50	-27
3.	Svensson, Jesper	SWE	224	226	230	188	213	227	1308	4078	5386	218.00	-29
4.	Andersson, Pontus	SWE	234	192	159	211	228	216	1240	3896	5136	206.67	-279
5.	Johnson, Magnus	SWE	215	224	204	225	224	244	1336	3796	5132	222.67	-283
6.	Ismail, Muhd Rafiq	MAS	210	180	203	230	208	170	1201	3930	5131	200.17	-284
7.	Mak, Michael	HKG	189	176	257	204	199	203	1228	3895	5123	204.67	-292
8.	Choi, Woo Sub	KOR	259	236	266	189	186	203	1339	3771	5110	223.17	-305
9.	Hilferink, Ramon	NED	157	187	247	174	183	246	1194	3903	5097	199.00	-318
10.	Tan Chye Chern, Timmy	MAS	206	246	185	202	168	227	1234	3852	5086	205.67	-329
11.	Lee, Ik Kyu	KOR	173	206	267	225	191	235	1297	3755	5052	216.17	-363
12.	Kallio, Jesse	FIN	214	225	205	214	210	236	1304	3730	5034	217.33	-381
13.	Farber, Matthew	USA	212	175	247	169	219	224	1246	3776	5022	207.67	-393
14.	Miyazawa, Takuya	JPN	179	191	226	219	200	197	1212	3763	4975	202.00	-440
15.	Young, Gregory	USA	173	236	225	245	141	203	1223	3745	4968	203.83	-447
16.	Shinbata, Yuhi	JPN	216	244	208	202	206	190	1266	3698	4964	211.00	-451
17.	Fishol, Ahmad Muaz	MAS	162	203	202	175	202	214	1158	3805	4963	193.00	-452
18.	Fach, Curtis	CAN	198	203	202	202	192	176	1173	3769	4942	195.50	-473
19.	Sloan, Christopher	IRL	216	212	184	201	202	213	1228	3700	4928	204.67	-487
20.	Konttila, Saku	FIN	180	181	145	172	234	216	1128	3791	4919	188.00	-496
21.	Lam, Christopher	ENG	205	190	164	201	237	186	1183	3733	4916	197.17	-499
22.	Jonsson, Arnar D	ISL	169	235	181	179	222	169	1155	3726	4881	192.50	-534
23.	Okorokov, Maxim	RUS	173	174	195	167	154	205	1068	3747	4815	178.00	-600
24.	Chang, Cheng	TPE	197	183	193	197	155	120	1045	3736	4781	174.17	-634