



World Youth Championships

Sun Valley Lanes, Lincoln, Nebraska, USA

July 24 - August 2, 2016



Singles Girls Finals

Place	Player	Country	G1	Total	Avg	Diff
1.	Mason, Gazmine	USA	211	211	211.00	0
2.	Chin, Victoria	MAS	207	207	207.00	-4

—

Singles Girls Semi-Finals 1

Place	Player	Country	G1	Total	Avg	Diff
1.	Chin, Victoria	MAS	219	219	219.00	0
2.	Persson, Filipa	SWE	201	201	201.00	-18

—

Singles Girls Semi-Finals 2

Place	Player	Country	G1	Total	Avg	Diff
1.	Mason, Gazmine	USA	234	234	234.00	0
2.	Bond, Julia	USA	169	169	169.00	-65

—



World Youth Championships

Sun Valley Lanes, Lincoln, Nebraska, USA

July 24 - August 2, 2016



Qualification Results for Singles Girls

Place	Player	Country	G1	G2	G3	G4	G5	G6	Total	Avg
1.	Persson, Filippa	SWE	198	215	300	255	195	227	1390	231.67
2.	Bond, Julia	USA	235	178	222	286	256	206	1383	230.50
3.	Mason, Gazmine	USA	237	220	267	209	198	209	1340	223.33
4.	Chin, Victoria	MAS	180	267	199	226	207	235	1314	219.00
5.	See, Tracy	SIN	213	265	162	247	201	224	1312	218.67
6.	Norkamal, Nora Lyana	MAS	233	155	189	211	266	224	1278	213.00
7.	Andersson, Anna	SWE	220	190	206	221	235	202	1274	212.33
8.	Roslan, Natasha	MAS	220	226	194	202	215	214	1271	211.83
9.	Fujiwara, Seika	JPN	236	221	232	200	177	201	1267	211.17
10.	Orozco, Maribel	MEX	236	213	236	175	212	190	1262	210.33
11.	Sahar, Nur Syazwani	MAS	227	267	170	161	212	221	1258	209.67
12.	Cepeda, Veronica	COL	239	246	168	163	206	230	1252	208.67
13.	Schwartz, Stephanie	USA	208	212	186	227	226	184	1243	207.17
14.	Lee, Yeongseung	KOR	211	210	196	215	205	201	1238	206.33
15.	Pak, Yuna	KOR	215	154	227	181	243	218	1238	206.33
16.	Mitchell, Mykaela	CAN	221	277	157	212	185	178	1230	205.00
17.	Orozco, Raquel	MEX	192	181	258	184	185	218	1218	203.00
18.	Allen, Emily	ENG	160	235	193	204	207	211	1210	201.67
19.	Malz, Saskia	GER	195	203	210	235	197	165	1205	200.83
20.	Reay, Keira	ENG	202	186	234	191	166	222	1201	200.17
21.	Poss, Giselle	PUR	214	200	208	184	171	220	1197	199.50
22.	Chua, Amabel	SIN	207	204	177	225	199	177	1189	198.17
23.	Rodriguez, Alexa	PUR	171	172	205	194	225	221	1188	198.00
24.	Izumune, Shion	JPN	191	212	158	223	210	183	1177	196.17
25.	Degenhardt, Lea	GER	156	169	177	212	225	234	1173	195.50
26.	Panas, Miranda	CAN	234	203	209	166	176	180	1168	194.67
27.	Hong, Sunhwa	KOR	161	194	174	217	236	185	1167	194.50
28.	Savikurki, Senni	FIN	165	204	233	167	206	190	1165	194.17
29.	Hunt, Janet	AUS	265	179	180	205	165	167	1161	193.50
30.	Plazas, Laura	COL	185	194	175	198	206	203	1161	193.50
31.	Kim, Jinju	KOR	167	194	189	236	200	174	1160	193.33
32.	Lawson, Naomi	SCO	201	179	182	175	192	223	1152	192.00



World Youth Championships

Sun Valley Lanes, Lincoln, Nebraska, USA

July 24 - August 2, 2016



33.	Lim, Charlene	 SIN	179	187	206	159	202	212	1145	190.83
34.	Rigney, Emily	 AUS	225	181	202	192	193	148	1141	190.17
35.	Wong, Son Ian	 MAC	211	190	144	200	223	172	1140	190.00
36.	Dias De Souza, Veronica	 MAC	196	207	178	154	190	212	1137	189.50
37.	Correa, Isabella	 COL	176	199	199	173	179	210	1136	189.33
38.	Salo, Vilma	 FIN	208	171	204	184	171	195	1133	188.83
39.	Furze, Katey	 AUS	201	167	144	190	208	222	1132	188.67
40.	Yap, Joy	 SIN	164	221	178	174	191	193	1121	186.83
41.	Limon, Paola	 MEX	211	163	190	182	180	190	1116	186.00
42.	Stankova, Petra	 SVK	217	159	220	171	182	166	1115	185.83
43.	Thompson, Sophie	 ENG	213	172	187	186	178	178	1114	185.67
44.	Thorell, Annie	 SWE	165	194	187	169	203	185	1103	183.83
45.	Wegner, Cajsja	 SWE	179	172	196	179	199	176	1101	183.50
46.	Cross, Emily	 AUS	204	144	189	208	210	144	1099	183.17
47.	Hernandez, Bea	 PHI	157	191	224	162	171	191	1096	182.67
48.	Garzon, Laura	 COL	182	190	201	187	177	159	1096	182.67
49.	Ishimoto, Mirai	 JPN	161	147	191	206	192	196	1093	182.17
50.	Gill, Ashleigh	 SCO	188	160	197	159	176	212	1092	182.00
51.	So, Cheng Lam	 MAC	178	176	177	162	187	212	1092	182.00
52.	Williamson, Alison	 SCO	139	156	217	183	179	215	1089	181.50
53.	Lin, Tzu-Ting	 TPE	165	212	168	173	203	165	1086	181.00
54.	Cobo, Estefania	 PUR	175	190	199	218	161	140	1083	180.50
55.	Cabusas, Xyrra	 PHI	111	214	204	182	187	181	1079	179.83
56.	Turcotte, Brittney	 CAN	167	216	176	157	156	204	1076	179.33
57.	Macatula, Rica	 PHI	180	153	224	155	174	190	1076	179.33
58.	Murphy, Laura	 SCO	170	177	193	198	184	153	1075	179.17
59.	Pelayo, Sara	 MEX	145	145	224	191	194	172	1071	178.50
60.	Richard, Jordan	 USA	152	196	187	171	172	191	1069	178.17
61.	Demers, Maude	 CAN	203	179	158	167	170	191	1068	178.00
62.	Torres, Paulina	 PUR	186	176	177	163	212	153	1067	177.83
63.	Burghard, Bettina	 GER	193	163	188	166	182	172	1064	177.33
64.	Wang, Yu-Huei	 TPE	189	152	155	204	183	180	1063	177.17
65.	Kovacic, Janja	 SLO	190	171	184	149	180	181	1055	175.83
66.	Juntunen, Ani	 FIN	178	200	158	184	143	188	1051	175.17



World Youth Championships

Sun Valley Lanes, Lincoln, Nebraska, USA

July 24 - August 2, 2016



67.	Merkel, Gina-Maria		GER	124	196	204	193	155	172	1044	174.00
68.	Sramkova, Kristina		SVK	199	162	178	173	206	125	1043	173.83
69.	Gryaznova, Varvara		RUS	188	194	167	158	161	169	1037	172.83
70.	Makhmudova, Sayyora		UZB	187	191	179	148	169	163	1037	172.83
71.	Tagg, Katie		ENG	157	113	260	183	147	175	1035	172.50
72.	Imai, Futaba		JPN	171	143	176	164	193	180	1027	171.17
73.	Laguado, Adriana		VEN	172	206	153	174	176	140	1021	170.17
74.	Serrano, Lidia		ESP	169	180	179	169	177	144	1018	169.67
75.	Peng, Hsiao-Fen		TPE	189	153	176	164	158	169	1009	168.17
76.	Chen, Hsuan-yu		TPE	181	183	161	138	158	170	991	165.17
77.	Daval-Santos, Rjoy		PHI	148	130	158	138	181	159	914	152.33
78.	Hakala, Riikka		FIN	145	140	160	158	137	157	897	149.50
79.	Ian, Un Lam		MAC	159	128	129	141	198	137	892	148.67



World Youth Championships

Sun Valley Lanes, Lincoln, Nebraska, USA

July 24 - August 2, 2016



Doubles Girls Finals

Place	Country	Team	Player	G1	Total	Avg	Diff
1.		KOR	Korea 1	Lee, Yeongseung	237	237	237.00
				Pak, Yuna	277	277	277.00
				514	514	257.00	0
2.		USA	U.S.A. 1	Mason, Gazmine	184	184	184.00
				Bond, Julia	158	158	158.00
				342	342	171.00	-172

—

Doubles Girls Semi-Finals 1

Place	Country	Team	Player	G1	Total	Avg	Diff
1.		KOR	Korea 1	Lee, Yeongseung	201	201	201.00
				Pak, Yuna	208	208	208.00
				409	409	204.50	0
2.		ENG	England 1	Reay, Keira	130	130	130.00
				Allen, Emily	181	181	181.00
				311	311	155.50	-98

—

Doubles Girls Semi-Finals 2

Place	Country	Team	Player	G1	Total	Avg	Diff
1.		USA	U.S.A. 1	Mason, Gazmine	196	196	196.00
				Bond, Julia	208	208	208.00
				404	404	202.00	0
2.		USA	U.S.A. 2	Richard, Jordan	132	132	132.00
				Schwartz, Stephanie	203	203	203.00
				335	335	167.50	-69

—



World Youth Championships

Sun Valley Lanes, Lincoln, Nebraska, USA

July 24 - August 2, 2016



Qualification Results for Doubles Girls

Place	Country	Team	G1	G2	G3	G4	G5	G6	Total	Avg
1.	KOR	Korea 1	422	505	465	423	431	448	2694	224.50
		Lee, Yeongseung	205	237	236	242	193	202	1315	219.17
		Pak, Yuna	217	268	229	181	238	246	1379	229.83
2.	USA	U.S.A. 2	401	445	429	398	456	418	2547	212.25
		Richard, Jordan	212	247	204	213	223	218	1317	219.50
		Schwartz, Stephanie	189	198	225	185	233	200	1230	205.00
3.	USA	U.S.A. 1	417	435	369	387	400	451	2459	204.92
		Mason, Gazmine	213	237	206	204	225	257	1342	223.67
		Bond, Julia	204	198	163	183	175	194	1117	186.17
4.	ENG	England 1	411	401	374	406	421	436	2449	204.08
		Reay, Keira	209	216	195	202	191	223	1236	206.00
		Allen, Emily	202	185	179	204	230	213	1213	202.17
5.	SWE	Sweden 1	441	367	413	362	424	413	2420	201.67
		Wegner, Cajsa	225	177	240	162	212	169	1185	197.50
		Persson, Filippa	216	190	173	200	212	244	1235	205.83
6.	JPN	Japan 2	373	334	393	405	424	474	2403	200.25
		Ishimoto, Mirai	158	195	199	226	214	249	1241	206.83
		Imai, Futaba	215	139	194	179	210	225	1162	193.67
7.	JPN	Japan 1	382	395	401	396	408	391	2373	197.75
		Izumune, Shion	222	198	177	203	208	177	1185	197.50
		Fujiwara, Seika	160	197	224	193	200	214	1188	198.00
8.	MAS	Malaysia 1	377	417	389	411	397	377	2368	197.33
		Chin, Victoria	177	179	205	257	195	206	1219	203.17
		Roslan, Natasha	200	238	184	154	202	171	1149	191.50
9.	ENG	England 2	370	391	411	390	401	400	2363	196.92
		Tagg, Katie	182	159	210	196	204	216	1167	194.50
		Thompson, Sophie	188	232	201	194	197	184	1196	199.33
10.	SIN	Singapore 2	419	412	391	379	370	382	2353	196.08
		Lim, Charlene	199	201	201	191	192	203	1187	197.83
		See, Tracy	220	211	190	188	178	179	1166	194.33
11.	GER	Germany 2	377	437	370	415	354	390	2343	195.25
		Malz, Saskia	208	210	204	235	182	190	1229	204.83
		Degenhardt, Lea	169	227	166	180	172	200	1114	185.67
12.	SWE	Sweden 2	353	353	380	404	432	415	2337	194.75
		Andersson, Anna	168	202	190	181	241	245	1227	204.50
		Thorell, Annie	185	151	190	223	191	170	1110	185.00
13.	CAN	Canada 1	413	398	381	383	345	401	2321	193.42
















World Youth Championships

Sun Valley Lanes, Lincoln, Nebraska, USA

July 24 - August 2, 2016



WORLD
BOWLING

		Mitchell, Mykaela	223	185	166	183	186	192	1135	189.17
		Panas, Miranda	190	213	215	200	159	209	1186	197.67
14.		COL Colombia 1	423	420	361	350	412	345	2311	192.58
		Garzon, Laura	219	211	139	174	180	174	1097	182.83
		Cepeda, Veronica	204	209	222	176	232	171	1214	202.33
15.		KOR Korea 2	371	370	364	414	361	430	2310	192.50
		Kim, Jinju	202	189	195	213	191	231	1221	203.50
		Hong, Sunhwa	169	181	169	201	170	199	1089	181.50
16.		MAS Malaysia 2	384	460	365	404	322	369	2304	192.00
		Sahar, Nur Syazwani	224	247	217	188	169	182	1227	204.50
		Norkamal, Nora Lyana	160	213	148	216	153	187	1077	179.50
17.		PUR Puerto Rico 2	360	378	380	392	370	418	2298	191.50
		Torres, Paulina	181	207	164	201	182	203	1138	189.67
		Cobo, Estefania	179	171	216	191	188	215	1160	193.33
18.		MEX Mexico 2	420	348	389	391	372	368	2288	190.67
		Limon, Paola	188	200	201	197	185	179	1150	191.67
		Pelayo, Sara	232	148	188	194	187	189	1138	189.67
19.		FIN Finland 1	391	421	344	393	390	345	2284	190.33
		Savikurki, Senni	202	191	183	188	211	168	1143	190.50
		Salo, Vilma	189	230	161	205	179	177	1141	190.17
20.		PUR Puerto Rico 1	364	343	402	353	429	379	2270	189.17
		Rodriguez, Alexa	182	192	205	174	236	171	1160	193.33
		Poss, Giselle	182	151	197	179	193	208	1110	185.00
21.		MAC Macau, China 2	392	316	368	371	456	366	2269	189.08
		Dias De Souza, Veronica	191	165	188	178	246	167	1135	189.17
		Wong, Son Ian	201	151	180	193	210	199	1134	189.00
22.		MEX Mexico 1	358	396	333	409	389	374	2259	188.25
		Orozco, Maribel	178	205	162	209	218	186	1158	193.00
		Orozco, Raquel	180	191	171	200	171	188	1101	183.50
23.		AUS Australia 1	331	356	369	433	361	408	2258	188.17
		Cross, Emily	174	176	170	203	206	237	1166	194.33
		Hunt, Janet	157	180	199	230	155	171	1092	182.00
24.		CAN Canada 2	426	354	334	394	331	368	2207	183.92
		Turcotte, Brittney	203	179	198	178	143	223	1124	187.33
		Demers, Maude	223	175	136	216	188	145	1083	180.50
25.		COL Colombia 2	325	395	323	388	414	351	2196	183.00
		Correa, Isabella	155	188	156	212	222	170	1103	183.83
		Plazas, Laura	170	207	167	176	192	181	1093	182.17
26.		SIN Singapore 1	394	370	365	345	366	344	2184	182.00
		Chua, Amabel	204	178	216	194	185	177	1154	192.33



World Youth Championships

Sun Valley Lanes, Lincoln, Nebraska, USA

July 24 - August 2, 2016



		Yap, Joy	190	192	149	151	181	167	1030	171.67
27.	FIN	Finland 2	371	379	324	355	387	366	2182	181.83
		Juntunen, Ani	217	192	169	170	200	200	1148	191.33
		Hakala, Riikka	154	187	155	185	187	166	1034	172.33
28.	AUS	Australia 2	330	323	437	311	383	389	2173	181.08
		Furze, Katey	157	163	194	166	218	179	1077	179.50
		Rigney, Emily	173	160	243	145	165	210	1096	182.67
29.	TPE	Taipei Chinese 2	381	333	383	325	364	365	2151	179.25
		Wang, Yu-Huei	191	159	214	171	185	181	1101	183.50
		Lin, Tzu-Ting	190	174	169	154	179	184	1050	175.00
30.	PHI	Philippines 2	355	362	357	336	344	390	2144	178.67
		Hernandez, Bea	173	175	168	179	163	214	1072	178.67
		Macatula, Rica	182	187	189	157	181	176	1072	178.67
31.	SCO	Scotland 1	346	362	390	361	337	344	2140	178.33
		Murphy, Laura	157	197	204	193	170	194	1115	185.83
		Williamson, Alison	189	165	186	168	167	150	1025	170.83
32.	SVK	Slovakia 1	321	371	326	342	365	389	2114	176.17
		Stankova, Petra	183	245	136	183	172	200	1119	186.50
		Sramkova, Kristina	138	126	190	159	193	189	995	165.83
33.	TPE	Taipei Chinese 1	379	340	335	364	348	330	2096	174.67
		Peng, Hsiao-Fen	189	165	176	205	171	162	1068	178.00
		Chen, Hsuan-yu	190	175	159	159	177	168	1028	171.33
34.	GER	Germany 1	365	351	338	325	354	346	2079	173.25
		Burghard, Bettina	180	170	170	178	170	189	1057	176.17
		Merkel, Gina-Maria	185	181	168	147	184	157	1022	170.33
35.	SCO	Scotland 2	339	300	378	328	354	374	2073	172.75
		Lawson, Naomi	199	155	181	182	182	205	1104	184.00
		Gill, Ashleigh	140	145	197	146	172	169	969	161.50
36.	MAC	Macau, China 1	303	339	269	376	371	329	1987	165.58
		Ian, Un Lam	113	146	127	187	144	117	834	139.00
		So, Cheng Lam	190	193	142	189	227	212	1153	192.17
37.	PHI	Philippines 1	299	318	374	352	309	331	1983	165.25
		Daval-Santos, Rjoy	125	144	171	165	160	160	925	154.17
		Cabusas, Xyrra	174	174	203	187	149	171	1058	176.33

Players from make up teams

Country	Player	G1	G2	G3	G4	G5	G6	Total	Avg
ESP	Serrano, Lidia	163	153	213	168	191	210	1098	183.00
RUS	Gryaznova, Varvara	170	153	172	162	163	212	1032	172.00






World Youth Championships

Sun Valley Lanes, Lincoln, Nebraska, USA

July 24 - August 2, 2016



 SLO	Kovacic, Janja	191	174	166	139	158	187	1015	169.17
 UZB	Makhmudova, Sayyora	174	153	186	170	187	144	1014	169.00
 VEN	Laguado, Adriana	200	197	194	166	151	167	1075	179.17





World Youth Championships

Sun Valley Lanes, Lincoln, Nebraska, USA

July 24 - August 2, 2016



Team Girls Finals

Country	Team	G1	G2	G3	Won matches
	KOR	Korea 1	204	246	2
		Hong, Sunhwa			
		Kim, Jinju			
		Lee, Yeongseung			
		Pak, Yuna			
	USA	U.S.A. 1	193	179	0
		Bond, Julia			
		Mason, Gazmine			
		Richard, Jordan			
		Schwartz, Stephanie			

Team Girls Semi-Finals 1

Country	Team	G1	G2	G3	Won matches
	SWE	Sweden 1	214	196	0
		Andersson, Anna			
		Persson, Filippa			
		Thorell, Annie			
		Wegner, Cajsa			
	USA	U.S.A. 1	224	228	2
		Bond, Julia			
		Mason, Gazmine			
		Richard, Jordan			
		Schwartz, Stephanie			

Team Girls Semi-Finals 2

Country	Team	G1	G2	G3	Won matches
	KOR	Korea 1	256	235	2
		Hong, Sunhwa			
		Kim, Jinju			
		Lee, Yeongseung			
		Pak, Yuna			
	MAS	Malaysia 1	209	155	0
		Chin, Victoria			
		Norkamal, Nora Lyana			
		Roslan, Natasha			
		Sahar, Nur Syazwani			



World Youth Championships









Sun Valley Lanes, Lincoln, Nebraska, USA

July 24 - August 2, 2016



WORLD
BOWLING

Qualification Results for Team Girls

Place	Country	Team	G1	G2	G3	G4	G5	G6	Total	Avg
1.	 USA	U.S.A. 1	859	820	921	808	866	914	5188	216.17
		Schwartz, Stephanie	179	179	235	179	222	223	1217	202.83
		Bond, Julia	232	217	214	188	225	185	1261	210.17
		Richard, Jordan	170	213	245	215	212	237	1292	215.33
		Mason, Gazmine	278	211	227	226	207	269	1418	236.33
2.	 MAS	Malaysia 1	863	815	815	805	939	852	5089	212.04
		Sahar, Nur Syazwani	206	202	189	195	208	247	1247	207.83
		Norkamal, Nora Lyana	191	158	202	168	217	222	1158	193.00
		Chin, Victoria	209	218	230	238	256	188	1339	223.17
		Roslan, Natasha	257	237	194	204	258	195	1345	224.17
3.	 KOR	Korea 1	778	837	853	794	826	847	4935	205.62
		Lee, Yeongseung	148	191	172	191	175	180	1057	176.17
		Pak, Yuna	236	222	253	214	213	204	1342	223.67
		Kim, Jinju	186	245	183	213	215	196	1238	206.33
		Hong, Sunhwa	208	179	245	176	223	267	1298	216.33
4.	 SWE	Sweden 1	905	749	785	744	912	829	4924	205.17
		Andersson, Anna	246	189	203	189	259	205	1291	215.17
		Thorell, Annie	221	192	199	167	180	191	1150	191.67
		Wegner, Cajsa	225	192	205	177	226	211	1236	206.00
		Persson, Filipa	213	176	178	211	247	222	1247	207.83
5.	 MEX	Mexico 1	821	815	788	778	789	872	4863	202.62
		Orozco, Maribel	183	196	203	179	201	203	1165	194.17
		Pelayo, Sara	214	191	149	184	153	185	1076	179.33
		Limon, Paola	212	222	189	207	246	247	1323	220.50
		Orozco, Raquel	212	206	247	208	189	237	1299	216.50
6.	 SIN	Singapore 1	875	715	813	829	854	763	4849	202.04
		Chua, Amabel	258	170	231	220	215	155	1249	208.17
		Yap, Joy	246	192	193	212	153	192	1188	198.00
		Lim, Charlene	196	178	215	196	278	235	1298	216.33
		See, Tracy	175	175	174	201	208	181	1114	185.67
7.	 JPN	Japan 1	789	785	832	819	682	935	4842	201.75
		Izumune, Shion	175	159	224	165	169	242	1134	189.00
		Fujiwara, Seika	227	191	213	222	140	206	1199	199.83
		Ishimoto, Mirai	214	213	235	197	204	262	1325	220.83
		Imai, Futaba	173	222	160	235	169	225	1184	197.33
8.	 COL	Colombia 1	836	665	832	767	812	839	4751	197.96
		Cepeda, Veronica	194	130	199	178	182	203	1086	181.00
		Garzon, Laura	218	186	208	189	166	214	1181	196.83
		Correa, Isabella	220	135	215	183	231	238	1222	203.67











World Youth Championships

Sun Valley Lanes, Lincoln, Nebraska, USA

July 24 - August 2, 2016



WORLD
BOWLING

		Plazas, Laura	204	214	210	217	233	184	1262	210.33
9.		CAN Canada 1	919	696	829	792	688	779	4703	195.96
		Turcotte, Brittney	267	179	216	183	185	200	1230	205.00
		Demers, Maude	264	166	247	179	200	200	1256	209.33
		Mitchell, Mykaela	195	178	164	244	150	206	1137	189.50
		Panas, Miranda	193	173	202	186	153	173	1080	180.00
10.		ENG England 1	742	738	807	745	786	779	4597	191.54
		Tagg, Katie	180	169	225	210	189	206	1179	196.50
		Thompson, Sophie	200	195	200	201	219	166	1181	196.83
		Allen, Emily	189	180	166	131	196	183	1045	174.17
		Reay, Keira	173	194	216	203	182	224	1192	198.67
11.		AUS Australia 1	799	768	787	727	717	779	4577	190.71
		Furze, Katey	172	188	188	148	186	205	1087	181.17
		Hunt, Janet	193	194	202	222	126	213	1150	191.67
		Cross, Emily	204	203	188	144	204	199	1142	190.33
		Rigney, Emily	230	183	209	213	201	162	1198	199.67
12.		FIN Finland 1	818	699	687	860	697	795	4556	189.83
		Juntunen, Ani	150	181	158	209	134	199	1031	171.83
		Savikurki, Senni	210	182	182	204	214	205	1197	199.50
		Hakala, Riikka	214	164	162	183	180	222	1125	187.50
		Salo, Vilma	244	172	185	264	169	169	1203	200.50
13.		PUR Puerto Rico 1	730	791	703	711	754	765	4454	185.58
		Torres, Paulina	142	212	156	169	159	185	1023	170.50
		Cobo, Estefania	233	190	174	202	186	208	1193	198.83
		Poss, Giselle	178	199	197	186	185	191	1136	189.33
		Rodriguez, Alexa	177	190	176	154	224	181	1102	183.67
14.		SCO Scotland 1	664	771	779	766	698	729	4407	183.62
		Murphy, Laura	178	167	188	203	163	202	1101	183.50
		Lawson, Naomi	161	203	208	202	160	176	1110	185.00
		Williamson, Alison	169	211	210	191	190	197	1168	194.67
		Gill, Ashleigh	156	190	173	170	185	154	1028	171.33
15.		GER Germany 1	769	711	701	689	731	708	4309	179.54
		Burghard, Bettina	185	179	200	184	162	194	1104	184.00
		Merkel, Gina-Maria	168	158	157	160	177	164	984	164.00
		Degenhardt, Lea	178	191	141	165	201	154	1030	171.67
		Malz, Saskia	238	183	203	180	191	196	1191	198.50
16.		PHI Philippines 1	691	707	708	744	652	782	4284	178.50
		Cabusas, Xyrra	171	179	163	180	111	187	991	165.17
		Daval-Santos, Rjoy	174	154	183	171	155	167	1004	167.33
		Macatula, Rica	141	199	191	185	188	194	1098	183.00
		Hernandez, Bea	205	175	171	208	198	234	1191	198.50



World Youth Championships

Sun Valley Lanes, Lincoln, Nebraska, USA

July 24 - August 2, 2016



17.		MAC	Macau, China 1	669	754	730	728	681	718	4280	178.33
			Dias De Souza, Veronica	183	214	193	202	160	168	1120	186.67
			Ian, Un Lam	127	160	159	174	152	178	950	158.33
			So, Cheng Lam	167	187	187	203	191	184	1119	186.50
			Wong, Son Ian	192	193	191	149	178	188	1091	181.83
18.		TPE	Taipei Chinese 1	660	737	741	687	671	765	4261	177.54
			Wang, Yu-Huei	187	185	213	202	195	212	1194	199.00
			Chen, Hsuan-yu	137	160	178	181	163	195	1014	169.00
			Peng, Hsiao-Fen	167	159	172	160	147	180	985	164.17
			Lin, Tzu-Ting	169	233	178	144	166	178	1068	178.00

Players from make up teams

Country	Player	G1	G2	G3	G4	G5	G6	Total	Avg
	Serrano, Lidia	181	203	213	171	156	132	1056	176.00
	Gryaznova, Varvara	159	176	195	213	181	139	1063	177.17
	Kovacic, Janja	156	179	164	204	162	183	1048	174.67
	Sramkova, Kristina	170	208	155	141	164	143	981	163.50
	Stankova, Petra	173	210	187	200	194	173	1137	189.50
	Makhmudova, Sayyora	189	181	159	156	147	149	981	163.50
	Laguado, Adriana	171	179	162	149	144	178	983	163.83



World Youth Championships

Sun Valley Lanes, Lincoln, Nebraska, USA

July 24 - August 2, 2016



Masters Girls Finals

Country	Player	G1	G2	G3	Won matches
SIN	Chua, Amabel	158	245	187	1
MAS	Roslan, Natasha	190	236	227	2

Masters Girls Semi Finals 1

Country	Player	G1	G2	G3	Won matches
SIN	Chua, Amabel	196	201		2
USA	Mason, Gazmine	187	198		0

Masters Girls Semi Finals 2

Country	Player	G1	G2	G3	Won matches
JPN	Ishimoto, Mirai	218	221		0
MAS	Roslan, Natasha	241	248		2

Masters Step 3 Girls

Country	Player	G1	G2	G3	Won matches
KOR	Hong, Sunhwa	213	164		0
USA	Mason, Gazmine	257	197		2

Country	Player	G1	G2	G3	Won matches
MAS	Chin, Victoria	210	223	185	1
SIN	Chua, Amabel	212	217	192	2

Country	Player	G1	G2	G3	Won matches
KOR	Lee, Yeongseung	247	205	235	1
MAS	Roslan, Natasha	215	222	246	2

Country	Player	G1	G2	G3	Won matches
USA	Bond, Julia	192	218	194	1
JPN	Ishimoto, Mirai	236	202	195	2



World Youth Championships

Sun Valley Lanes, Lincoln, Nebraska, USA

July 24 - August 2, 2016



Masters Step 2 Girls

Country	Player	G1	G2	G3	Won matches
COL	Cepeda, Veronica	210	184	173	1
USA	Mason, Gazmine	182	226	182	2

Country	Player	G1	G2	G3	Won matches
KOR	Hong, Sunhwa	220	211	171	2
KOR	Pak, Yuna	216	222	168	1

Country	Player	G1	G2	G3	Won matches
MAS	Chin, Victoria	211	182		2
MEX	Limon, Paola	199	153		0

Country	Player	G1	G2	G3	Won matches
SIN	Chua, Amabel	187	233	219	2
SWE	Persson, Filippa	222	227	202	1

Country	Player	G1	G2	G3	Won matches
SWE	Andersson, Anna	185	213		0
KOR	Lee, Yeongseung	227	275		2

Country	Player	G1	G2	G3	Won matches
KOR	Kim, Jinju	194	223	199	1
MAS	Roslan, Natasha	225	189	204	2

Country	Player	G1	G2	G3	Won matches
USA	Bond, Julia	196	200		2
SIN	Lim, Charlene	182	189		0

Country	Player	G1	G2	G3	Won matches
JPN	Ishimoto, Mirai	212	194		2
MAS	Sahar, Nur Syazwani	170	175		



World Youth Championships

Sun Valley Lanes, Lincoln, Nebraska, USA

July 24 - August 2, 2016



Masters Step 1 Girls

Country	Player	G1	G2	G3	Won matches
COL	Cepeda, Veronica	220	180		2
USA	Schwartz, Stephanie	198	168		0

Country	Player	G1	G2	G3	Won matches
KOR	Hong, Sunhwa	228	150	247	2
USA	Richard, Jordan	175	178	181	1

Country	Player	G1	G2	G3	Won matches
JPN	Ishimoto, Mirai	213	218		2
MEX	Orozco, Maribel	190	201		0

Country	Player	G1	G2	G3	Won matches
JPN	Fujiwara, Seika	190	224	199	1
MEX	Limon, Paola	195	179	206	2

Country	Player	G1	G2	G3	Won matches
SIN	Chua, Amabel	143	214		2
ENG	Reay, Keira	122	181		0

Country	Player	G1	G2	G3	Won matches
SIN	Lim, Charlene	162	235	245	2
SIN	See, Tracy	187	179	176	1

Country	Player	G1	G2	G3	Won matches
KOR	Lee, Yeongseung	194	237		2
GER	Malz, Saskia	181	177		0

Country	Player	G1	G2	G3	Won matches
KOR	Kim, Jinju	213	246		2
MEX	Orozco, Raquel	146	191		0



World Youth Championships

Sun Valley Lanes, Lincoln, Nebraska, USA

July 24 - August 2, 2016



Results for All Events Girls

Place	Country	Player	Score	Score	Score	Total	Avg	Diff	
1.	USA	Mason, Gazmine	1340	1342	1418	4100	227.78	0	
2.	KOR	Pak, Yuna	1238	1379	1342	3959	219.94	-141	
3.	MAS	Chin, Victoria	1314	1219	1339	3872	215.11	-228	10
4.	SWE	Persson, Filipa	1390	1235	1247	3872	215.11	-228	7
5.	SWE	Andersson, Anna	1274	1227	1291	3792	210.67	-308	
6.	MAS	Roslan, Natasha	1271	1149	1345	3765	209.17	-335	
7.	USA	Bond, Julia	1383	1117	1261	3761	208.94	-339	
8.	MAS	Sahar, Nur Syazwani	1258	1227	1247	3732	207.33	-368	
9.	USA	Schwartz, Stephanie	1243	1230	1217	3690	205.00	-410	
10.	USA	Richard, Jordan	1069	1317	1292	3678	204.33	-422	
11.	JPN	Ishimoto, Mirai	1093	1241	1325	3659	203.28	-441	
12.	JPN	Fujiwara, Seika	1267	1188	1199	3654	203.00	-446	
13.	SIN	Lim, Charlene	1145	1187	1298	3630	201.67	-470	
14.	ENG	Reay, Keira	1201	1236	1192	3629	201.61	-471	
15.	GER	Malz, Saskia	1205	1229	1191	3625	201.39	-475	
16.	KOR	Kim, Jinju	1160	1221	1238	3619	201.06	-481	
17.	MEX	Orozco, Raquel	1218	1101	1299	3618	201.00	-482	
18.	KOR	Lee, Yeongseung	1238	1315	1057	3610	200.56	-490	
19.	SIN	Chua, Amabel	1189	1154	1249	3592	199.56	-508	10
20.	SIN	See, Tracy	1312	1166	1114	3592	199.56	-508	8
21.	MEX	Limon, Paola	1116	1150	1323	3589	199.39	-511	
22.	MEX	Orozco, Maribel	1262	1158	1165	3585	199.17	-515	
23.	KOR	Hong, Sunhwa	1167	1089	1298	3554	197.44	-546	
24.	COL	Cepeda, Veronica	1252	1214	1086	3552	197.33	-548	
25.	SWE	Wegner, Cajsa	1101	1185	1236	3522	195.67	-578	
26.	COL	Plazas, Laura	1161	1093	1262	3516	195.33	-584	
27.	MAS	Norkamal, Nora Lyana	1278	1077	1158	3513	195.17	-587	
28.	FIN	Savikurki, Senni	1165	1143	1197	3505	194.72	-595	
29.	CAN	Mitchell, Mykaela	1230	1135	1137	3502	194.56	-598	
30.	JPN	Izumune, Shion	1177	1185	1134	3496	194.22	-604	
31.	ENG	Thompson, Sophie	1114	1196	1181	3491	193.94	-609	



World Youth Championships

Sun Valley Lanes, Lincoln, Nebraska, USA

July 24 - August 2, 2016



WORLD
BOWLING

32.		FIN	Salo, Vilma	1133	1141	1203	3477	193.17	-623
33.		ENG	Allen, Emily	1210	1213	1045	3468	192.67	-632
34.		COL	Correa, Isabella	1136	1103	1222	3461	192.28	-639
35.		PUR	Rodriguez, Alexa	1188	1160	1102	3450	191.67	-650
36.		PUR	Poss, Giselle	1197	1110	1136	3443	191.28	-657
37.		PUR	Cobo, Estefania	1083	1160	1193	3436	190.89	-664
38.		AUS	Rigney, Emily	1141	1096	1198	3435	190.83	-665
39.		CAN	Panas, Miranda	1168	1186	1080	3434	190.78	-666
40.		CAN	Turcotte, Brittney	1076	1124	1230	3430	190.56	-670
41.		CAN	Demers, Maude	1068	1083	1256	3407	189.28	-693
42.		AUS	Cross, Emily	1099	1166	1142	3407	189.28	-693
43.		AUS	Hunt, Janet	1161	1092	1150	3403	189.06	-697
44.		MAC	Dias De Souza, Veronica	1137	1135	1120	3392	188.44	-708
45.		ENG	Tagg, Katie	1035	1167	1179	3381	187.83	-719
46.		COL	Garzon, Laura	1096	1097	1181	3374	187.44	-726
47.		JPN	Imai, Futaba	1027	1162	1184	3373	187.39	-727
48.		SVK	Stankova, Petra	1115	1119	1137	3371	187.28	-729
49.		SCO	Lawson, Naomi	1152	1104	1110	3366	187.00	-734
50.		MAC	Wong, Son Ian	1140	1134	1091	3365	186.94	-735
51.		MAC	So, Cheng Lam	1092	1153	1119	3364	186.89	-736
52.		SWE	Thorell, Annie	1103	1110	1150	3363	186.83	-737
53.		PHI	Hernandez, Bea	1096	1072	1191	3359	186.61	-741
54.		TPE	Wang, Yu-Huei	1063	1101	1194	3358	186.56	-742
55.		SIN	Yap, Joy	1121	1030	1188	3339	185.50	-761
56.		GER	Degenhardt, Lea	1173	1114	1030	3317	184.28	-783
57.		AUS	Furze, Katey	1132	1077	1087	3296	183.11	-804
58.		SCO	Murphy, Laura	1075	1115	1101	3291	182.83	-809
59.		MEX	Pelayo, Sara	1071	1138	1076	3285	182.50	-815
60.		SCO	Williamson, Alison	1089	1025	1168	3282	182.33	-818
61.		PHI	Macatula, Rica	1076	1072	1098	3246	180.33	-854
62.		FIN	Juntunen, Ani	1051	1148	1031	3230	179.44	-870
63.		PUR	Torres, Paulina	1067	1138	1023	3228	179.33	-872
64.		GER	Burghard, Bettina	1064	1057	1104	3225	179.17	-875
65.		TPE	Lin, Tzu-Ting	1086	1050	1068	3204	178.00	-896



World Youth Championships

Sun Valley Lanes, Lincoln, Nebraska, USA

July 24 - August 2, 2016



66.		ESP	Serrano, Lidia	1018	1098	1056	3172	176.22	-928
67.		RUS	Gryaznova, Varvara	1037	1032	1063	3132	174.00	-968
68.		PHI	Cabusas, Xyrra	1079	1058	991	3128	173.78	-972
69.		SLO	Kovacic, Janja	1055	1015	1048	3118	173.22	-982
70.		SCO	Gill, Ashleigh	1092	969	1028	3089	171.61	-1011
71.		VEN	Laguado, Adriana	1021	1075	983	3079	171.06	-1021
72.		TPE	Peng, Hsiao-Fen	1009	1068	985	3062	170.11	-1038
73.		FIN	Hakala, Riikka	897	1034	1125	3056	169.78	-1044
74.		GER	Merkel, Gina-Maria	1044	1022	984	3050	169.44	-1050
75.		TPE	Chen, Hsuan-yu	991	1028	1014	3033	168.50	-1067
76.		UZB	Makhmudova, Sayyora	1037	1014	981	3032	168.44	-1068
77.		SVK	Sramkova, Kristina	1043	995	981	3019	167.72	-1081
78.		PHI	Daval-Santos, Rjoy	914	925	1004	2843	157.94	-1257
79.		MAC	Ian, Un Lam	892	834	950	2676	148.67	-1424